

LONGWOOD UNIVERSITY



Reclassifying
NCAA
Division I

Greg Prouty, Assistant AD for Media Relations • Office: 434.395.2097 • Cell: 434.390.0571
Athletics Complex, T2 M • 201 High Street • Farmville, VA 23909-1899
E-Mail: proutygd@longwood.edu • Fax: 434.395.2568 • www.longwoodlancers.com

Longwood University All-Time versus 2005-06 Opponents

Nebraska	0-1
Louisiana Tech	0-1
Yale	0-1
Virginia-Wise	5-1
William and Mary	0-2
Liberty	15-5
UMKC	0-2
Kansas State	0-0
#4 Villanova	0-0
High Point	4-8
Valparaiso	0-1
VCU	0-0
College of Charleston	0-0
Long Island	0-0
Rider	0-0
Richmond	0-0
IPFW	0-0
Navy	0-1
Savannah State	0-0
Hartford	0-1
North Carolina A&T	0-0
Texas A&M-Corpus Christi	0-1
Shenandoah	2-0
Virginia	0-0
James Madison	0-1
Hampton	0-0
Utah Valley State	0-3
Totals	26-29 (.473)

2005-06 Division I Independent Records (through December 3)

Team	Record	Pct.
Texas A&M-CC	4-2	.667
Utah Valley State	3-4	.429
Longwood	2-5	.286
Texas-Pan American	2-5	.286
IPFW	1-4	.200
North Dakota State	1-4	.200
South Dakota State	1-5	.167
Savannah State	1-6	.143
UC Davis	0-4	.000
Northern Colorado	0-8	.000

GAME #8 DECEMBER 5, 2005

Opponent Kansas State
Site Manhattan, Kansas
Facility Bramlage Coliseum
..... (13,500)
Tip-Off 8 p.m. ET
Radio WVHL, 92.9 FM
Talent Jon Schaeffer
Internet longwoodlancers.com



Probable Starters LONGWOOD LANCERS (2-5)

F	1-Clayton Morgan, 6-7, Jr. 7.9 ppg., 7.1 rpg., 1.0 apg.
G	12-Bryan Butler, 6-0, Fr. 11.1 ppg., 3.0 rpg., 2.4 apg.
G	20-Michael Jefferson, 6-3, Jr. 14.7 ppg., 2.3 rpg., 2.6 apg.
G-F	45-Maurice Sumter, 6-5, Jr. 11.6 ppg., 5.1 rpg., 2.4 apg.
F	50-Lamar Barrett, 6-6, So. 7.1 ppg., 3.3 rpg., 1.9 apg.

KANSAS STATE WILDCATS (4-1)

G	3-Lance Harris, 6-5, Jr. 11.0 ppg., 1.6 rpg., 2.0 apg.
G	5-Clent Stewart, 6-4, So. 6.5 ppg., 2.0 rpg., 3.4 apg.
G-F	20-Cartier Martin, 6-7, Jr. 21.6 ppg., 9.4 rpg., 2.8 apg.
F	21-Dramane Diarra, 6-8, Sr. 3.4 ppg., 3.5 rpg., 0.8 apg.
G	34-Akeem Wright, 6-6, Jr. 7.8 ppg., 5.5 rpg., 3.0 apg.

Longwood University 2005-06 Men's Basketball Schedule/Results (2-5)

November

18	@Nebraska*-1	L 65-80
19	vs. Louisiana Tech*-1	L 73-83
20	vs. Yale*-1	L 67-70
26	Virginia-Wise	W 93-49
28	William and Mary*	L 75-88
30	Liberty*	W 88-75

December

3	@UMKC*	L 69-79
5	@Kansas State*	8:00
10	vs. #4 Villanova*#	7:30
17	High Point*	2:00
20	Valparaiso*	7:00
22	@VCU*	7:30
29	@Charleston*-2	7:30
30	vs. Long Island*-2 or Rider*-2	5:30 or 7:30

January

2	@Richmond*	4:00
5	@IPFW	8:00
7	@Valparaiso	8:05
17	@Navy	7:30
21	@Savannah State	4:00
28	Hartford*	2:00
30	IPFW*	7:00

February

2	North Carolina A&T	7:00
4	@Texas A&M-CC	8:00
8	Shenandoah	7:00
13	@Liberty*	7:00
15	@Virginia*	7:00
18	James Madison*	3:00
20	@Hampton*	7:00
25	Savannah State*	2:00

March

4	Utah Valley State*	3:00
All Times Eastern; PM		
Home Games In Bold		
1-John Thompson Foundation		
Basketball Challenge; Lincoln, Neb.		
2-College of Charleston		
Classic; Charleston, S.C.		
*WVHL, 92.9 FM Kickin' Country		
#Boardwalk Hall; Atlantic City, N.J.		

PRONUNCIATION GUIDE

Chad Kosmo	Koz-mo
Husein Pistoljevic	Hoo-sane
.....	Pis-tol-lee-uh-vich
Doug Thibault	T-bow

**Longwood University
Career Games/Games Started**

No.-Player	G/GS
20-Michael Jefferson	65/65
45-Maurice Sumter	65/65
32-Husein Pistoljevic	64/29
44-Leland Beale	41/0
1-Darren Holmes	39/0
50-Lamar Barrett	38/38
10-Brandon Giles	38/0
42-Chad Kosmo	35/35
22-Dana Smith	37/4
15-Joel Rowe	33/0
30-Jon Larson	30/0
12-Bryan Butler	7/7
1-Clayton Morgan	7/3
3-Kirk Williams	7/0

**2005-06
LONGWOOD UNIVERSITY
RECORD WHEN ...**

Playing ranked teams	0-0
Leading at the half	2-2
Trailing at the half	0-3
Tied at the half	0-0
In overtime	0-0
Outrebounding opponent	2-1
Opp. outrebounds LU	0-4
Teams tie in rebounds	0-0
Shooting 50% or better	0-1
Shooting less than 50%	2-4
Opp. shoots 50% or better	1-3
Opp. shoots less than 50%	1-2
LU shoots better than opp.	1-0
Opp. shoots better than LU	1-5
LU scores 80 or more	2-0
LU scores less than 80	0-5
Opp. scores 80 or more	0-2
Opp. scores less than 80	2-3
LU has 5 or more 3s	1-5
LU has less than 5 3s	1-0
LU has 15 or less TOs	2-2
LU has more TOs than opp.	0-1

Series History

Longwood University and Kansas State are meeting for the first-time ever in the sport of men's basketball. It is also the program's first-ever trip to the state of Kansas, as well as the first-ever game against an institution located in Kansas.

However, this is the Lancers' second meeting this season (and all-time) against a member institution of the Big 12 Conference; LU lost 80-65 at Nebraska in the season-opener. It was game one of the John Thompson Foundation Challenge hosted by the Cornhuskers.

Coaches Corner

Longwood University head coach Mike Gillian (North Adams State, 1986) is in his third year guiding the Lancers. His overall record at Longwood is 8-57, including 2-5 this year, also his third year as a collegiate head coach.

Kansas State head coach Jim Wooldridge (Louisiana Tech, 1977) is in his sixth year with the Wildcats. He is 72-78 at K-State, including 4-1 this year, and is now 301-225 in this, his 19th year as a collegiate head coach.

Ironically, Longwood has also played Louisiana Tech this season, falling 83-73 in game two of the John Thompson Foundation Challenge at Nebraska to open the year.

About Kansas State

Kansas State is 4-1 following a 58-57 road loss at Washington State this past Saturday (Dec. 3). In that game, the Wildcats trailed just 29-28 at the intermission in a closely-played contest. A potential game-winning shot at the buzzer was blocked by the hosts.

Cartier Martin led the way for K-State with a double-double of 21 points and 12 rebounds, while Lance Harris had 12 points.

Martin leads Kansas State with his 21.6 points, adding 9.4 rebounds. David Hoskins adds 11.6 points off the bench, while Harris contributes 11.0 points.

About Longwood

Longwood is 2-5 following a 79-69 road loss at UMKC this past Saturday (Dec. 3) in Kansas City's Municipal Auditorium. In that game, the Lancers led 36-34 at the intermission, and 61-60 with 9:26 remaining before going the next 6:05 without scoring as the Kangaroos escaped with their home win.

Junior Michael Jefferson led four double-figure scorers for Longwood with 17 points, while classmate Clayton Morgan posted his first career double-double of 13 points and a game-high 16 rebounds. Junior Maurice Sumter added 10 points, as did freshman Kirk Williams off the bench along with seven rebounds.

Jefferson leads Longwood with his 14.7 points per game, adding 2.6 assists, followed by Sumter (11.6 points, 5.1 rebounds) and freshman Bryan Butler (11.1 points).

**Jefferson Nearing 1,000
Career Points**

Michael Jefferson is closing in on 1,000 career points at Longwood, entering the Kansas State game just 11 points shy of the magical total with 989 points. When he does surpass the milestone, he will become only the 14th Lancer to score 1,000 career points.

The all-time leading scorer at Longwood is Kevin Jefferson (1986-90) who totaled 1,806 career points. Number two on the list? None other than Jerome Kersey (1980-84) who scored 1,756 career points for the Lancers. Ironically, Kersey was just recently back on-campus (Nov. 26-28) as he was a member of the inaugural Longwood University Athletics Hall of Fame Class. The former 17-year NBA veteran was present at both the UVA-Wise and the William and Mary (Nov. 28) home contests in Willett Hall.

Maurice Sumter could reach the 1,000-point plateau this season as well. He currently has 718 career points and would only need to slightly improve upon his current 11.6 scoring average to surpass the plateau this year.

Injuries Keep Three At Home

Leland Beale, Chad Kosmo, and Jon Larson did not make this road-trip. Kosmo, a starter, has missed the past three games with an ankle injury suffered against UVA-Wise (Nov. 26), his first games missed as a Lancer since joining the program before last season (35/35).

Beale and Larson, both reserves, have yet to play this season due to back injuries. Beale had surgery in August, and is close to returning for Longwood, while Larson suffered an injury just prior to the the season opening last month.

**Trio of Newcomers Enjoy
Impressive Debuts**

Junior transfer Clayton Morgan, along with true freshmen Bryan Butler and Kirk Williams have been quite impressive while making their respective debuts for Longwood this year. Butler has started each game and has averaged 11.1 points, 3.0 rebounds, 2.4 assists, and 2.3 steals. The first-year guard has scored a career-high 15 points on three different occasions, adding a team-best 13 three-pointers.

Williams has played off the bench while posting 9.0 points and 4.9

2005-06 LONGWOOD UNIVERSITY NUMERICAL ROSTER

<u>No.</u>	<u>Name</u>	<u>Position</u>	<u>Year</u>	<u>Ht.</u>	<u>Wt.</u>	<u>Hometown/Last School</u>
00	Darren Holmes••	Forward	Junior	6-6	215	Virginia Beach, Va./Princess Anne
1	Clayton Morgan	Forward	Junior	6-7	230	Brooklyn, N.Y./Fashion Institute (JC)
3	Kirk Williams	Forward	Freshman	6-6	180	White Plains, N.Y./Woodlands
10	Brandon Giles•	Guard	Sophomore	5-10	150	Gaithersburg, Md./Magruder
12	Bryan Butler	Guard	Freshman	6-0	170	Woodbridge, Va./Potomac
15	Joel Rowe••	Guard	Junior	6-1	190	Colonial Heights, Va./Colonial Heights
20	Michael Jefferson••@	Guard	Junior	6-3	200	Chesterfield, Va./Meadowbrook
22	Dana Smith•	Guard-Forward	Sophomore	6-5	225	Woodbridge, Va./C.D. Hylton
30	Jon Larson••	Forward	R-Junior	6-6	190	Leesburg, Va./Loudoun County
32	Husein Pistoljevic••@	Guard	Junior	6-2	185	Richland, Wash./Hanford
42	Chad Kosmo•	Center	Senior	6-11	260	Northport, Maine/St. Petersburg (JC)
44	Leland Beale••	Forward-Center	Junior	6-8	255	Poquoson, Va./Oak Ridge Military
45	Maurice Sumter••@	Guard-Forward	Junior	6-5	180	Alexandria, Va./T.C. Williams
50	Lamar Barrett•	Forward	Sophomore	6-6	190	Providence, R.I./St. Andrew's School

•Returning Letterwinners; @Captains

Head Coach: Mike Gillian

Assistant Coaches: Bill Reinson, Doug Thibault, Michael Huger

rebounds, shooting 55% from the field, including highlight-reel dunks already this year against Nebraska, Louisiana Tech, and Liberty. His career-high is 17 points.

Morgan has started the last three games and is averaging 7.9 points and 7.1 rebounds overall, though he is posting 11.7 points and 10.7 rebounds in the three games as a starter. His season-highs include 13 points (twice) and 16 rebounds.

John Thompson Foundation Challenge

As previously mentioned, Longwood opened its 2005-06 season Nov. 18-20 in Lincoln, Nebraska at the John Thompson Foundation Challenge hosted by the University of Nebraska. The Lancers played Nebraska in the season-opener Nov. 18, falling 80-65, followed by hard-fought losses against Louisiana Tech of the Western Athletic Conference (Nov. 19, 83-73) and Yale of the Ivy League (Nov. 20, 70-67).

Jefferson Keeps Streak Alive

Jefferson has now been named to *All-Tournament Teams* for three-straight seasons. He was selected to the John Thompson Foundation Challenge All-Tournament Team for his three-game efforts in Lincoln, Nebraska, averaging 12.3 points and 2.7 assists, including a team-high 26 points against Louisiana Tech (L 83-73).

Jefferson was also named to the Las Vegas Holiday Classic All-Tournament Team last Dec. 23-31 after averaging 24.6 points, 5.4 rebounds, and 4.2

assists against four NCAA Tournament teams from the previous year; including #1 Illinois (30 points, 6 assists) #17 Cincinnati (27 points), Northern Iowa (20 points), and Valparaiso (22 points).

He was picked for the National Provisional All-Tournament Team March 4-5, 2004 after averaging 20.0 points, 4.5 rebounds, 4.0 steals, and 3.0 assists in two games played in Fort Myers, Florida at Florida Gulf Coast University.

Four Starters Return; 94% Of Offense Back

Longwood returns four starters among 11 letterwinners from a year ago, including the top eight scorers overall who combined for 94 percent (1,865 of 1,978 points) of the team's offense. The same eight combined to play 5,688 of the squad's 6,275 minutes overall (91%), each of the eight players averaging at least 15.0 minutes per game.

The returning starters are Michael Jefferson and Maurice Sumter, who have each started every game of their respective careers, along with senior Chad Kosmo, and sophomore Lamar Barrett.

Jefferson Does It All

Michael Jefferson has led the team in scoring for each of the past two seasons, and averaged 15.4 points a year ago, including a career-high 30 points at #1 Illinois. The third-year player added 4.6 rebounds, and 2.8 assists while leading the team in eight offensive statistical categories. Jefferson

also grabbed a career-high 14 rebounds at Quinnipiac with two double-doubles among 24 double-figure scoring games. He posted 11 20-point games, and the one 30-point game while leading the team in scoring 17 times. Jefferson's 30 points at top-ranked Illinois were the second-highest individual point total against the Fighting Illini last season, only surpassed during the second-round of the NCAA Tournament. Not surprisingly, he was deservedly named to the Division I All-Independent second-team a year ago.

Jefferson was named to the preseason *Street & Smith's* magazine All-Independents Team, as well as the *Lindy's* magazine All-Independent first-team.

Sumter Is Everywhere

Maurice Sumter averaged 10.9 points as a sophomore, and also led the Lancers in rebounding (6.0) while adding 2.4 assists, 51 steals, and 23 blocks. He scored a season-high 23 points against South Carolina State and had two double-doubles among 18 double-figure scoring games. The versatile Sumter led the team in rebounding 12 times, in steals 15 times, and in blocks 10 times.

Sumter was named to the preseason *Lindy's* magazine Independent Honor Roll as the Most Versatile.

Kosmo, Barrett Return

Chad Kosmo was a pleasant addition to the program a year ago from the junior college ranks and promptly started all 31 games while averaging

**2005-06 ESPN/USA Today
Coaches Poll**
(as of November 28)

1. Duke (27)	769
2. Texas (3)	737
3. Connecticut (1)	721
4. Villanova	655
5. Oklahoma	639
6. Louisville	594
7. Gonzaga	572
8. Boston College	557
9. Memphis	495
10. Kentucky	478
11. Florida	420
12. <i>Illinois</i>	<i>380</i>
13. Arizona	346
14. Michigan State	323
15. Iowa	320
16. Indiana	255
17. UCLA	214
18. Alabama	201
19. Washington	177
20. Maryland	174
21. North Carolina State	159
22. George Washington	134
23. <i>Wake Forest</i>	<i>123</i>
24. Syracuse	94
25. LSU	79

2005-06 Associated Press Poll
(as of November 28)

1. Duke (61)	1,785
2. Texas (6)	1,696
3. Connecticut (4)	1,682
4. Villanova (1)	1,493
5. Oklahoma	1,465
6. Gonzaga	1,371
7. Louisville	1,331
8. Boston College	1,296
9. Memphis	1,202
10. Kentucky	1,079
11. Florida	1,023
12. <i>Illinois</i>	<i>866</i>
13. Michigan State	860
14. Iowa	852
15. Arizona	808
16. UCLA	534
17. Indiana	533
18. Washington	455
19. George Washington	422
20. Nevada	412
21. Alabama	404
22. <i>Wake Forest</i>	<i>339</i>
23. Maryland	282
24. North Carolina State	236
25. LSU	196

2005-06 Longwood University
opponents in **bold**;
2004-05 Longwood University
opponents in *italics*

6.2 points, 5.7 rebounds, and 1.5 blocks. He posted a career-high 12 points at #1 Illinois, a perfect 6-6 from the floor with seven rebounds in 16 minutes. Kosmo also grabbed a career-high 11 rebounds against Utah Valley State, and blocked a career-high five shots on two occasions. He posted one double-double, and led the team in rebounding 12 times and in blocks 17 times.

Lamar Barrett (7.1 points, 3.3 rebounds) also started all 31 games while averaging 9.7 points, 4.9 rebounds, and 1.9 assists, adding 28 steals and 26 blocks. He scored a career-high 23 points at Northern Colorado, and grabbed a career-high 11 rebounds at Quinnipiac. Barrett had one double-double among 15 double-figure scoring games, including the 20-point game. Another versatile player, he led the team in scoring seven times, in rebounding five times, in assists eight times, in steals nine times, and in blocks eight times. Barrett was named to the Columbia Classic All-Tournament Team while making his collegiate debut a year ago, averaging 17.5 points during his first two appearances. He was also selected to the Division I Independent All-Newcomer Team a year ago.

Barrett was named to the preseason *Lindy's* magazine All-Independent second-team.

Experienced Depth

Other top returning letterwinners include junior Husein Pistoljevic (3.5 points), along with sophomores Dana Smith (7.0 points) and Brandon Giles (2.3 assists).

Pistoljevic started 14 of 31 games while averaging 7.6 points, including 67 three-point field goals. He scored a season-high 19 points at Quinnipiac, including a season-high five three-point field goals. The sharp-shooting Pistoljevic posted 11 double-figure scoring games last season.

Smith (7.3 points, 2.3 rebounds) started four of 30 games and averaged 3.8 points and 3.3 rebounds. He also posted a career-high 13 points against Radford last season.

Giles played in all 31 games while averaging 2.6 points, 1.7 rebounds, and 1.9 assists. He, too, scored a career-high 13 points a year ago at Howard, and dished out a career-high seven assists at Northern Colorado. Giles led the team in assists and steals six times each.

**LONGWOOD UNIVERSITY
VS. KANSAS STATE
BY THE NUMBERS**

Category	LU	K-State
Scoring Off.	75.7	72.6
Scoring Def.	74.9	57.0
Scoring Margin	+0.9	+15.6
Rebound Avg.	36.4	40.0
Rebound Margin	-1.6	+10.2
Off. Rebounds	14.0	13.0
Def. Rebounds	22.4	27.0
FG Percentage	42.9	46.9
3FG Percentage	32.0	37.0
3FGs Made	6.7	4.0
FT Percentage	70.4	70.6
FG% Defense	47.5	37.6
Assists	15.0	18.8
TO Margin	+3.6	+0.0
Blocks	2.1	3.0
Steals	8.9	4.4

INDIVIDUAL LEADERS

Scoring Average

Name	Points	Avg.
Michael Jefferson	103	14.7
Maurice Sumter	81	11.6
Bryan Butler	78	11.1

Field Goal %

Name	FG-A	FG%
Dana Smith	18-32	.563
Kirk Williams	22-40	.550
Lamar Barrett	22-46	.478

Three-Point Field Goal %

Name	3FG-A	3FG%
Dana Smith	5-10	.500
Michael Jefferson	11-31	.355
Bryan Butler	13-39	.333

Free Throw %

Name	FT-A	FT%
Michael Jefferson	24-27	.889
Clayton Morgan	16-20	.800
Bryan Butler	7-9	.778

Rebounding Average

Name	Rebounds	Avg.
Clayton Morgan	50	7.1
Maurice Sumter	36	5.1
Kirk Williams	34	4.9

Assist Average

Name	Assists	Avg.
Michael Jefferson	18	2.6
Bryan Butler	17	2.4
Maurice Sumter	17	2.4

Steal Average

Name	Steals	Avg.
Bryan Butler	14	2.0
Maurice Sumter	14	2.0
Michael Jefferson	10	1.4

Block Average

Name	Blocks	Avg.
Maurice Sumter	4	0.6
Dana Smith	3	0.4

2005-06 KANSAS STATE NUMERICAL ROSTER

No.	Name	Pos.	Yr.	Ht.	Wt.	Hometown
1	Schylar Thomas	G	Sr.	6-0	185	Omaha, Neb.
3	Lance Harris	G	Jr.	6-5	190	Columbia, Mo.
4	Curtis Allen	G	So.	6-4	200	Long Beach, Calif.
5	Clent Stewart	G	So.	6-4	195	Broken Arrow, Okla.
10	Justin Winger	G	Fr.	6-1	175	Morrison, Colo.
11	Josh Campbell	G	Sr.	5-11	165	Hoxie, Kan.
14	Serge Afeli	F	Jr.	6-9	235	Abidjan, Ivory Coast
15	David Hoskins	G-F	So.	6-5	225	Canton, Mich.
20	Cartier Martin	G-F	Jr.	6-7	220	Houston, Texas
21	Dramane Diarra	F	Sr.	6-8	245	Paris, France
22	Mario Taybron	G	Jr.	6-2	195	Hampton, Va.
24	Mark Frederick	G	Sr.	6-5	195	Lawrence, Kan.
30	Kyle Taylor	F	Sr.	6-5	220	Augusta, Kan.
32	Deilvez Yearby	F	Fr.	6-6	205	Detroit, Mich.
34	Akeem Wright	G	Jr.	6-6	190	Philadelphia, Pa.
42	Darren Kent	F	Fr.	6-10	210	Apple Valley, Minn.
55	Tyler Hughes	F	Jr.	6-11	240	Olathe, Kan.

Head Coach: Jim Wooldridge

Assistant Coaches: Charles Baker, Jimmy Elgas, Ben Kelso

Talented Newcomers

Coach Gillian's third recruiting class, already mentioned, includes another junior college transfer in Clayton Morgan, along with the true freshmen Kirk Williams and Bryan Butler.

Morgan averaged a double-double of 18.4 points and 11.5 rebounds while earning All-Region XV honors at NJCAA Division III Fashion Institute (N.Y.).

Williams averaged 17.1 points and 7.6 rebounds at Woodlands (N.Y.) High School during his senior year.

Butler averaged 14.3 points at prep school Coastal Christian Academy in Virginia Beach last season while shooting 46% (83-181) on three-point field goals.

The 2005-06 Schedule

The schedule is highlighted by games against #4 Villanova in Atlantic City, Virginia, Kansas State, VCU, Richmond, Nebraska, and Louisiana Tech. It is the first time the Lancers have ever faced Villanova, Virginia, VCU, Richmond, Kansas State, Nebraska, and La. Tech.

Longwood will play Villanova of the Big East Conference on December 10 at the historic Boardwalk Hall in Atlantic City, New Jersey. It will be a 7:30 p.m. tip-off against the Wildcats (*back-to-back opponents with same nickname: Wildcats-Kansas State, Villanova*) who advanced to last year's NCAA Tournament Sweet 16, losing by one point to eventual national champion North Carolina (67-66), and it will also be the first Division I men's bas-

ketball game in Atlantic City in nine years. The game has been arranged by the Atlantic City Convention & Visitors Authority, in conjunction with the New York-based Worldwide Marketing & Media Group.

The Lancers play at Virginia of the Atlantic Coast Conference (ACC) on February 15 at 7 p.m., at VCU of the Colonial Athletic Association (CAA) on December 22 at 7:30 p.m., and at Richmond of the Atlantic 10 Conference on January 2 at 4 p.m..

Gillian Names Junior Captains

Coach Gillian named his captains for 2005-06: Michael Jefferson, Maurice Sumter, and Husein Pistoljevic. This will be Jefferson's third-straight year serving as a team captain and Sumter's second consecutive season as a team captain; Pistoljevic is a first-time team captain.

Charting New Territory

Longwood University is playing 30 Division I games for the second-straight year during 2005-06, and will face 15 institutions for the first-time ever. These include Nebraska (Nov. 18), Louisiana Tech (Nov. 19), Yale (Nov. 20), Kansas State (Dec. 5), #4 Villanova (Dec. 10), VCU (Dec. 22), College of Charleston (Dec. 29), Long Island (Dec. 30), Rider (Dec. 30), Richmond (Jan. 2), IPFW (Jan. 5 & Jan. 30), Savannah State (Jan. 21 & Feb. 25), North Carolina A&T (Feb. 2), Virginia (Feb. 15), and Hampton (Feb. 20).

Longwood University

Location Farmville, Virginia
 Founded 1839
 Enrollment 4,350
 Nickname Lancers
 Colors Blue & White
 Affiliation ... *Reclassifying Division I*
 Conference Independent
 Facility Willett Hall (2,522)
 President Dr. Patricia P. Cormier
 Alma Mater Boston University
 Director of Athletics .. Rick Mazzuto
 Alma Mater Trinity (Conn.)
 (1971)
 Athletics Phone 434.395.2057

Coaching Staff

Head Coach Mike Gillian
 Alma Mater
 North Adams State (1986)
 Career Record 8-57 (2+)
 Record At Longwood 8-57 (2+)
 Office Phone 434.395.2838
 E-Mail gillianjm@longwood.edu
 Best Time to Contact Mornings
 Coordinate Through Greg Prouty
Assistant Coach Bill Reinson
 Alma Mater Phoenix (2000)
 Office Phone 434.395.2891
 E-Mail reinsonwf@longwood.edu
Assistant Coach Doug Thibault
 Alma Mater Boise State (1998)
 Office Phone 434.395.2654
 E-Mail ... thibaultde@longwood.edu
Assistant Coach Michael Huger
 Alma Mater Bowling Green
 (1993)
 Office Phone 434.395.2733
 E-Mail hugerma@longwood.edu

Team Information

2004-05 Record 1-30
 Home Record 1-10
 Away Record 0-16
 Neutral Record 0-4
 Letterwinners Returning/Lost
 11/3
 Starters Returning/Lost 4/1
 Newcomers 3

Program History

First Year 1976
 All-Time Record 402-388
 NCAA Tournament Appearances
 4
 Most Recent 2001
 .. Division II East Region Semifinals
 Queens (N.C.), L 77-76 OT

Honors Candidate

..... Michael Jefferson
 2005 All-Independent 2nd-Team

**2005-06 LONGWOOD UNIVERSITY
INDIVIDUAL SUPERLATIVES**

20-Point Games

Michael Jefferson (2)

Date	Points	Opponent
11-19-05	26	Louisiana Tech
11-30-05	22	Liberty

10-Rebound Games

Clayton Morgan (1)

Date	Rebounds	Opponent
12-3-05	16	UMKC

Double-Doubles

Clayton Morgan (1)

Date	Pts	Rebs	Opponent
12-3-05	13	16	UMKC

5-Assist Games

Brandon Giles (1)

Date	Assists	Opponent
11-18-05	5	Nebraska

Michael Jefferson (1)

Date	Assists	Opponent
11-30-05	5	Liberty

Maurice Sumter (1)

Date	Assists	Opponent
11-20-05	5	Yale

3-Steal Games

Maurice Sumter (4)

Date	Steals	Opponent
11-20-05	3	Yale
11-26-05	3	UVA-Wise
11-28-05	3	W&M
12-3-05	3	UMKC

Bryan Butler (3)

Date	Steals	Opponent
11-26-05	3	UVA-Wise
11-28-05	3	W&M
11-30-05	5	Liberty

Michael Jefferson (2)

Date	Steals	Opponent
11-28-05	3	W&M
11-30-05	3	Liberty

Lamar Barrett (1)

Date	Steals	Opponent
11-18-05	3	Nebraska

Dana Smith (1)

Date	Steals	Opponent
11-26-05	3	UVA-Wise

2-Block Games

Chad Kosmo (1)

Date	Blocks	Opponent
11-26-05	2	UVA-Wise

Maurice Sumter (1)

Date	Blocks	Opponent
11-20-05	2	Yale

Pistoljevic In The Record Book

Husein Pistoljevic made nine three-point field goals against Virginia Union on Feb. 5, 2004 at home to establish a new single-game record for three-pointers, also a Willett Hall-record.

For his career, Pistoljevic now totals 136 three-pointers to rank third all-time at Longwood.

Roster Spans Six States

Longwood University's 14-player roster features student-athletes from six states. The Commonwealth of Virginia leads the way with eight, including Leland Beale (Poquoson), Bryan Butler (Woodbridge), Darren Holmes (Virginia Beach), Michael Jefferson (Chesterfield), Jon Larson (Leesburg), Joel Rowe (Colonial Heights), Dana Smith (Woodbridge), and Maurice Sumter (Alexandria).

Other states represented include New York (two): Clayton Morgan (Brooklyn) and Kirk Williams (White Plains); Maine (one): Chad Kosmo (Northport); Maryland (one): Brandon Giles (Gaithersburg); Rhode Island (one): Lamar Barrett (Providence); and Washington (one): Husein Pistoljevic (Richland).

This And That On The Lancers

Longwood University junior Maurice Sumter graduated from T.C. Williams High School in Alexandria, Virginia -- that's the same high school made famous in the movie "Remember The Titans."

Junior Husein Pistoljevic was born in Bosnia and lived there for 11 years before moving to Washington state with his parents and an older brother.

Sophomore Lamar Barrett scored his 1,000th career point in high school on a set-play, designed by his St. Andrews (R.I.) School head coach Mike Hart, a play called "Longwood."

A cousin of junior Clayton Morgan is New York Yankee pitcher Tom Gordon.

The Coaching Staff

Third-year head coach Mike Gillian was previously an assistant at George Mason University under head coach Jim Larranaga from 1997-2003. He had also worked under Larranaga for one season at Bowling Green State (1996-97) prior to arriving at George Mason.

During Gillian's six seasons as an assistant coach at Mason, the Patriots went 100-74 overall, including a 66-34 CAA record, winning two CAA Tournament championships (1999,

2001) and two CAA regular season titles (1999, 2000). George Mason also earned two NCAA Tournament appearances (1999, 2001) and made one National Invitation Tournament (NIT) appearance (2002).

Coach Gillian's staff includes Bill Reinson, in his fourth year with the program, along with third-year staff member Doug Thibault and first-year assistant Michael Huger. Huger played for Larranaga at BGSU (1989-93), and was runner-up to Ohio's Gary Trent for MAC Player of the Year in 1993.

Program Has Over 400 Wins

Longwood University, competing in its 30th year, enters tonight's game with an overall record of 402-388 (.509). The Lancers have enjoyed 17 seasons at a .500 record or above, including four NCAA Tournament appearances (5-6 record - 1980, 1994, 1995, 2001). Longwood advanced to the Division III Final Four in 1980, and made three Division II Tournament appearances.

Seven former Longwood players have earned All-America honors, including one National Player of the Year, Colin Ducharme (2001). Ducharme is currently a graduate student at Massachusetts Institute of Technology (MIT) enrolled in its Leaders for Manufacturing Program working toward a dual masters degree in both business and engineering.

The Lancers also boast one former player who played in the NBA as Jerome Kersey (1980-84) spent 17 years in the league, 11 with the Portland Trail Blazers. Kersey spent 2004-05 as an assistant coach with the Milwaukee Bucks.

How Times Have Changed

Amazing how things have changed at Longwood University, located in historic Farmville, Virginia (population 6,500), approximately 65 miles west of Richmond. Founded in 1839 as the Farmville Female Seminary Association, the commonwealth acquired the school in 1884 and it became the first state institution of higher learning for women in Virginia, eventually becoming fully coeducational in 1976.

Presently, Longwood has a combined undergraduate and graduate enrollment of 4,350 and best of all, the Lancers have an intercollegiate athletics program on the cusp of Division I certification.

Longwood University Head Coach Mike Gillian

Longwood University named Mike Gillian as the seventh head coach in the history of men's basketball at the institution on May 2, 2003. Coach Gillian, in his third year during 2005-06, is charged with building an NCAA Division I program, and has been doing so from the ground up during his first two seasons while compiling a record of 6-52. The program begins this season with 11 scholarship players and four returning starters among 11 letterwinners on the 14-player roster.

Longwood finished 1-30 during 2004-05, year two of the University's *Division I Reclassification* and first year playing a full Division I schedule. The Lancers competed with nine scholarship players, no seniors, and 13 freshmen and sophomores on the 14-player roster. Longwood was 5-22 during 2003-04, year one of the transition while competing with seven scholarship players and only four returning letterwinners on the 14-player roster. That team was depleted even further at mid-season with the loss of the team's leading scorer.

Prior to his arrival at Longwood, Coach Gillian had been an assistant coach at George Mason University under head coach Jim Larranaga from 1997-2003. He had also worked under Larranaga for one season at Bowling Green State (Ohio) University (1996-97) before going to George Mason with Larranaga.

"Mike brings an excellent Division I background to our University," explained Director of Athletics Rick Mazzuto. "He has worked with an outstanding head coach in Jim Larranaga and is ready to move the Longwood program forward."

During Gillian's six seasons as an assistant coach at Mason, the Patriots went 100-74 overall with a 66-34 Colonial Athletic Association (CAA) record, winning two CAA Tournament championships (1999, 2001) and two CAA regular season titles (1999, 2000). George Mason also earned two NCAA Tournament appearances (1999, 2001) and made one National Invitation Tournament (NIT) appearance (2002). The Patriots were 57-18 overall at home in the Patriot Center, posting a 41-8 CAA homecourt record.

At Bowling Green, the Falcons finished 22-10 while winning the 1997 Mid-American Conference regular season title (13-5) and earning an NIT appearance.

"I'm very excited and would like to thank President Cormier (Dr. Patricia P. Cormier) and Rick Mazzuto for the opportunity to be the head basketball coach here at Longwood University," said Gillian. "It's been a long-time goal of mine to be a head coach, and to do so at the highest level. At Longwood, it's exciting to be leading a program through the transition to Division I status.

"The leadership and direction of the Division I transition plan at Longwood, as established by Dr. Cormier and Rick Mazzuto, is outstanding. Their unique insight and involvement has made being here a natural fit for me, and I look forward to the challenges ahead.

"I will certainly draw upon the experience of working with Jim Larranaga, and at George Mason University, to establish a successful Division I men's basketball tradition at Longwood."


Prior to joining Larranaga at BGSU, Gillian was an assistant coach at Division II American International (Mass.) from 1989-95. During that six-year stint working for current Indiana Pacers assistant coach Jim Powell, the Yellow Jackets went 117-58 overall with a 75-33 Northeast-10 Conference (NE-10) record, winning both the NE-10 regular season and tournament championships in 1994 (26-6). American International also advanced to the second-round of the Division II Tournament that year.

Gillian was a member of the National Association of Basketball Coaches (NABC) "Assistant Coaches Committee" from 1999-2003. He was a YES Clinic speaker at the Division I Men's Final Four from 1998-2000, and has extensive public speaking experience through his involvement with numerous booster, local business and civic organizations, and charity


events.

Gillian was a four-year letterwinner as an undergraduate at Division III North Adams State (now the Massachusetts College of Liberal Arts), and served as a team captain during his final two years. He received a bachelor of science degree in business administration from North Adams State, and earned a master of business administration degree from American International.


A native of Ayer, Massachusetts, Gillian (41) and his wife, Janet, have a four-year-old daughter, Emma.




2005-06 Longwood University Photo Roster




00 Darren Holmes
F, Jr., 6-6, 215
Virginia Beach, Va.




1 Clayton Morgan
F, Jr., 6-7, 230
Brooklyn, N.Y.




3 Kirk Williams
F, Fr., 6-6, 180
White Plains, N.Y.



10 Brandon Giles
G, So., 5-10, 150
Gaithersburg, Md.




12 Bryan Butler
G, Fr., 6-0, 170
Woodbridge, Va.




15 Joel Rowe
G, Jr., 6-1, 190
Colonial Heights, Va.




20 Michael Jefferson
G, Jr., 6-3, 200
Chesterfield, Va.




22 Dana Smith
G-F, So., 6-5, 225
Woodbridge, Va.




30 Jon Larson
F, R-Jr., 6-6, 190
Leesburg, Va.




32 Husein Pistoljevic
G, Jr., 6-2, 185
Richland, Wash.




42 Chad Kosmo
C, Sr., 6-11, 260
Northport, Maine



44 Leland Beale
F-C, Jr., 6-8, 255
Poquoson, Va.



45 Maurice Sumter
G-F, Jr., 6-5, 180
Alexandria, Va.



50 Lamar Barrett
F, So., 6-6, 190
Providence, R.I.



Head Coach
Mike Gillian



Assistant Coach
Bill Reinson



Assistant Coach
Doug Thibault



Assistant Coach
Michael Huger

NCAA DIVISION I RECLASSIFICATION TIMELINE

Longwood University President **Dr. Patricia P. Cormier** informed the NCAA in a letter dated November 12, 2002 of Longwood's intention to reclassify its intercollegiate athletic program to Division I status. By doing so, the institution began an NCAA-mandated five-year process, including a one-year "exploratory period" (2002-03), to change its membership from Division II to Division I.

The decision to move to Division I is part of Longwood's overall strategic plan to raise the visibility and profile of the University. According to President Cormier, "We believe that Division I status will enhance both our institutional image and our recruitment efforts. And we think our student-athletes deserve to play at that level. We look forward to developing some great rivalries."

Those sentiments are shared by Longwood Director of Athletics **Rick Mazzuto** who stated, "One of the tremendous positives generated out of moving to Division I is the opportunity to use intercollegiate athletics as a vehicle to raise the public profile of the institution. The increased opportunities to play other high profile educational institutions, and to travel to major metropolitan areas where they are located, will greatly benefit Longwood -- in terms of more media interest and visibility."

2003-04 <i>Reclassification Year One</i> 20.5.2.2.2	2004-05 <i>Reclassification Year Two</i> 20.5.2.2.3	2005-06 <i>Reclassification Year Three</i> 20.5.2.2.4	2006-07 <i>Reclassification Year Four</i> 20.5.2.2.5
<p>(a) Compliance with all minimum contests and participation requirements for sports sponsorship as set forth in Bylaw 20.9.3.3.</p> <p>(b) Submit a strategic plan based on feedback from the previous plan.</p> <p>(c) Apply Division I legislation to the greatest extent possible.</p> <p>(d) Attendance at the NCAA Convention by required institutional representatives.</p> <p>(e) Attendance at an orientation session conducted by the national office by required institutional representatives related to the application Division I legislation and issues impacting Division I.</p> <p>(f) Submit an annual report and updated strategic plan by June 30 based on feedback from the previous year's annual report.</p>	<p>(a) Full compliance with all Division I legislation and membership requirements.</p> <p>(b) Attendance at the NCAA Convention by required institutional representatives.</p> <p>(c) Attendance at a meeting to be conducted at the NCAA Convention by required institutional representatives to discuss issues impacting Division I members.</p> <p>(d) Submit an annual report and updated strategic plan by June 30 based on feedback received from the previous year's annual report.</p>	<p>(a) Attendance at the NCAA Convention by required institutional representatives.</p> <p>(b) Attendance at a meeting to be conducted at the NCAA Convention by required institutional representatives to discuss issues impacting Division I members.</p> <p>(c) Completion of an NCAA athletics certification orientation visit.</p> <p>(d) Completion of a compliance review conducted by the national office and submission of a report with an institutional response to findings.</p> <p>(e) Submit an annual report and updated strategic plan by June 30 based on feedback received from the previous year's annual report.</p>	<p>(a) Successfully complete an NCAA athletics certification self-study and evaluation visit.</p> <p>(b) Attendance at the NCAA Convention by required institutional representatives.</p> <p>(c) Attendance at a meeting conducted at the NCAA Convention by required institutional representatives to discuss issues impacting Division I members.</p> <p>(d) Submit an annual report and updated strategic plan by June 30 based on feedback received from the previous year's annual report.</p> <p style="text-align: center;">2007-08 <i>First Year Of Division I</i> 20.5.3</p> <p>(a) Longwood shall comply with all NCAA championships eligibility requirements.</p> <p>(b) The Lancers shall be eligible for participation in NCAA championships.</p>

2005-06 Longwood Men's Basketball
 Longwood Combined Team Statistics (as of Dec 04, 2005)
 All games

RECORD:	OVERALL	HOME	AWAY	NEUTRAL
ALL GAMES.....	(2-5)	(2-1)	(0-2)	(0-2)
CONFERENCE.....	(0-0)	(0-0)	(0-0)	(0-0)
NON-CONFERENCE.....	(2-5)	(2-1)	(0-2)	(0-2)

## Player	GP-GS	Min--Avg	---TOTAL---		---3-PTS---		FT-FTA	Pct	---REBOUNDS---				PF	FO	A	TO	Blk	Stl	Pts	Avg
			FG-FGA	Pct	3FG-FGA	Pct			Off	Def	Tot	Avg								
20 Jefferson, Michael.	7-7	210 30.0	34-83	.410	11-31	.355	24-27	.889	5	11	16	2.3	13	0	18	18	1	10	103	14.7
45 Sumter, Maurice....	7-7	222 31.7	33-75	.440	5-19	.263	10-14	.714	9	27	36	5.1	17	0	17	18	4	14	81	11.6
12 Butler, Bryan.....	7-7	162 23.1	29-75	.387	13-39	.333	7-9	.778	4	17	21	3.0	13	0	17	20	0	14	78	11.1
03 Williams, Kirk.....	7-0	122 17.4	22-40	.550	0-0	.000	19-29	.655	21	13	34	4.9	22	2	3	7	1	6	63	9.0
01 Morgan, Clayton....	7-3	165 23.6	18-50	.360	3-9	.333	16-20	.800	19	31	50	7.1	15	1	7	10	2	3	55	7.9
50 Barrett, Lamar.....	7-7	163 23.3	22-46	.478	1-6	.167	5-11	.455	16	7	23	3.3	15	0	13	9	2	9	50	7.1
22 Smith, Dana.....	7-0	113 16.1	18-32	.563	5-10	.500	8-13	.615	6	13	19	2.7	23	3	6	9	3	4	49	7.0
32 Pistoljevic, Husein	6-0	63 10.5	7-18	.389	5-15	.333	2-2	1.000	0	3	3	0.5	3	0	2	4	0	1	21	3.5
42 Kosmo, Chad.....	4-4	54 13.5	4-10	.400	0-0	.000	2-8	.250	3	15	18	4.5	10	0	4	7	2	1	10	2.5
10 Giles, Brandon.....	7-0	102 14.6	4-17	.235	3-15	.200	2-2	1.000	0	8	8	1.1	14	0	16	6	0	0	13	1.9
00 Holmes, Darren.....	3-0	10 3.3	2-3	.667	0-0	.000	0-0	.000	1	2	3	1.0	6	1	0	2	0	0	4	1.3
15 Rowe, Joel.....	3-0	14 4.7	1-3	.333	1-3	.333	0-0	.000	0	0	0	0.0	3	0	2	1	0	0	3	1.0
TEAM.....										14	10	24	3.4	0		1				
Total.....	7	1400	194-452	.429	47-147	.320	95-135	.704	98	157	255	36.4	154	7	105	112	15	62	530	75.7
Opponents.....	7	1400	189-398	.475	32-94	.340	114-170	.671	87	179	266	38.0	126	1	95	137	15	50	524	74.9

TEAM STATISTICS	LU	OPP	DATE	OPPONENT	W/L	SCORE	ATTEND
SCORING.....	530	524	*11-18-05	at Nebraska	L	65-80	8139
Points per game.....	75.7	74.9	*11-19-05	vs Louisiana Tech	L	73-83	8114
Scoring margin.....	+0.9	-	*11-20-05	vs Yale	L	67-70	8125
FIELD GOALS-ATT.....	194-452	189-398	11-26-05	VIRGINIA-WISE	W	93-49	257
Field goal pct.....	.429	.475	11-28-05	WILLIAM AND MARY	L	75-88	1528
3 POINT FG-ATT.....	47-147	32-94	11-30-05	LIBERTY	W	88-75	1430
3-point FG pct.....	.320	.340	12-3-05	at UMKC	L	69-79	1554
3-pt FG made per game..	6.7	4.6	* = John Thompson Foundation Challenge				
FREE THROWS-ATT.....	95-135	114-170					
Free throw pct.....	.704	.671					
REBOUNDS.....	255	266					
Rebounds per game.....	36.4	38.0					
Rebounding margin.....	-1.6	-					
ASSISTS.....	105	95					
Assists per game.....	15.0	13.6					
TURNOVERS.....	112	137					
Turnovers per game.....	16.0	19.6					
Turnover margin.....	+3.6	-					
Assist/turnover ratio..	0.9	0.7					
STEALS.....	62	50					
Steals per game.....	8.9	7.1					
BLOCKS.....	15	15					
Blocks per game.....	2.1	2.1					
WINNING STREAK.....	0	-					
Home win streak.....	1	-					
ATTENDANCE.....	3215	25932					
Home games-Avg/Game....	3-1072	2-4846					
Neutral site-Avg/Game..	-	2-8120					

SCORE BY PERIODS:	1st	2nd	Total
Longwood.....	261	269	- 530
Opponents.....	241	283	- 524

2005-06 Longwood Men's Basketball
 Longwood Extended Season Box Score (as of Dec 04, 2005)
 All games

RECORD:	OVERALL	HOME	AWAY	NEUTRAL
ALL GAMES.....	(2-5)	(2-1)	(0-2)	(0-2)
CONFERENCE.....	(0-0)	(0-0)	(0-0)	(0-0)
NON-CONFERENCE.....	(2-5)	(2-1)	(0-2)	(0-2)

## Player	GP-GS	Min--Avg	---TOTAL---		-----3-PTS-----				----REBOUNDS----																	
			FG-FGA	Pct	3FG-FGA	Pct	3FG/G	FT-FTA	Pct	Off	Def	Tot	Avg	PF	FO	A	APG	TO	TOPG	A/TO	Blk	BPG	Stl	SPG	Pts	Avg
20 Jefferson, Michael.	7-7	210 30.0	34-83	.410	11-31	.355	1.57	24-27	.889	5	11	16	2.3	13	0	18	2.57	18	2.57	1.00	1	0.14	10	1.43	103	14.7
45 Sumter, Maurice....	7-7	222 31.7	33-75	.440	5-19	.263	0.71	10-14	.714	9	27	36	5.1	17	0	17	2.43	18	2.57	0.94	4	0.57	14	2.00	81	11.6
12 Butler, Bryan.....	7-7	162 23.1	29-75	.387	13-39	.333	1.86	7-9	.778	4	17	21	3.0	13	0	17	2.43	20	2.86	0.85	0	0.00	14	2.00	78	11.1
03 Williams, Kirk.....	7-0	122 17.4	22-40	.550	0-0	.000	0.00	19-29	.655	21	13	34	4.9	22	2	3	0.43	7	1.00	0.43	1	0.14	6	0.86	63	9.0
01 Morgan, Clayton....	7-3	165 23.6	18-50	.360	3-9	.333	0.43	16-20	.800	19	31	50	7.1	15	1	7	1.00	10	1.43	0.70	2	0.29	3	0.43	55	7.9
50 Barrett, Lamar.....	7-7	163 23.3	22-46	.478	1-6	.167	0.14	5-11	.455	16	7	23	3.3	15	0	13	1.86	9	1.29	1.44	2	0.29	9	1.29	50	7.1
22 Smith, Dana.....	7-0	113 16.1	18-32	.563	5-10	.500	0.71	8-13	.615	6	13	19	2.7	23	3	6	0.86	9	1.29	0.67	3	0.43	4	0.57	49	7.0
32 Pistoljevic, Husein	6-0	63 10.5	7-18	.389	5-15	.333	0.83	2-2	1.000	0	3	3	0.5	3	0	2	0.33	4	0.67	0.50	0	0.00	1	0.17	21	3.5
42 Kosmo, Chad.....	4-4	54 13.5	4-10	.400	0-0	.000	0.00	2-8	.250	3	15	18	4.5	10	0	4	1.00	7	1.75	0.57	2	0.50	1	0.25	10	2.5
10 Giles, Brandon.....	7-0	102 14.6	4-17	.235	3-15	.200	0.43	2-2	1.000	0	8	8	1.1	14	0	16	2.29	6	0.86	2.67	0	0.00	0	0.00	13	1.9
00 Holmes, Darren.....	3-0	10 3.3	2-3	.667	0-0	.000	0.00	0-0	.000	1	2	3	1.0	6	1	0	0.00	2	0.67	0.00	0	0.00	0	0.00	4	1.3
15 Rowe, Joel.....	3-0	14 4.7	1-3	.333	1-3	.333	0.33	0-0	.000	0	0	0	0.0	3	0	2	0.67	1	0.33	2.00	0	0.00	0	0.00	3	1.0
TEAM.....										14	10	24	3.4	0				1								
Total.....	7	1400	194-452	.429	47-147	.320	6.71	95-135	.704	98	157	255	36.4	154	7	105	15.00	112	16.00	0.94	15	2.14	62	8.86	530	75.7
Opponents.....	7	1400	189-398	.475	32-94	.340	4.57	114-170	.671	87	179	266	38.0	126	1	95	13.57	137	19.57	0.69	15	2.14	50	7.14	524	74.9

SCORE BY PERIODS:	1st	2nd	Total	DEADBALL REBOUNDS:	OFF	DEF	TOTAL
-----	-----	-----	-----	-----	-----	-----	-----
Longwood.....	261	269	- 530	Longwood.....	21	0	21
Opponents.....	241	283	- 524	Opponents.....	21	0	21

2005-06 Longwood Men's Basketball
 Longwood Season Schedule/Results & Leaders (as of Dec 04, 2005)
 All games

RECORD:	OVERALL	HOME	AWAY	NEUTRAL
ALL GAMES.....	(2-5)	(2-1)	(0-2)	(0-2)
CONFERENCE.....	(0-0)	(0-0)	(0-0)	(0-0)
NON-CONFERENCE.....	(2-5)	(2-1)	(0-2)	(0-2)

DATE	TIME	OPPONENT	SCORE	ATTEND	HIGH POINTS	HIGH REBOUNDS
11-18-05	7:05 p.m.	* at Nebraska	65-80	L 8139	(17)Sumter, Maurice	(6)Williams, Kirk
11-19-05	6:05 p.m.	* vs Louisiana Tech	73-83	L 8114	(26)Jefferson, Michael	(8)Sumter, Maurice
11-20-05	1 p.m.	* vs Yale	67-70	L 8125	(11)Sumter, Maurice	(9)Kosmo, Chad
11-26-05	3 p.m.	VIRGINIA-WISE	93-49	W 257	(15)Smith, Dana	(9)Williams, Kirk (9)Smith, Dana
11-28-05	7 p.m.	WILLIAM AND MARY	75-88	L 1528	(16)Jefferson, Michael	(9)Morgan, Clayton
11-30-05	7 p.m.	LIBERTY	88-75	W 1430	(22)Jefferson, Michael	(9)Sumter, Maurice
12-3-05	7 p.m.	at UMKC	69-79	L 1554	(17)Jefferson, Michael	(16)Morgan, Clayton

* = John Thompson Foundation Challenge

ATTENDANCE SUMMARY	GAMES	TOTALS	AVG/GAME
HOME.....	3	3215	1072
AWAY.....	2	9693	4847
NEUTRAL.....	2	16239	8120
TOTAL.....	7	29147	4164

Official Basketball Box Score -- GAME TOTALS -- FINAL STATISTICS

Longwood vs UMKC

12-3-05 7 p.m. at Kansas City, Missouri (Municipal)

VISITORS: Longwood 2-5

##	Player Name	TOT-FG FG-FGA	3-PT FG-FGA	FT-FTA	REBOUNDS			PF	TP	A	TO	BLK	S	MIN
					OF	DE	TOT							
01	Morgan, Clayton.....	f 4-14	0-1	5-5	10	6	16	2	13	0	1	0	0	29
45	Sumter, Maurice.....	f 4-6	1-2	1-2	1	3	4	2	10	3	2	1	3	32
50	Barrett, Lamar.....	f 2-4	0-0	1-3	1	2	3	2	5	1	3	0	1	25
12	Butler, Bryan.....	g 2-14	1-8	0-0	0	4	4	3	5	4	3	0	0	24
20	Jefferson, Michael..	g 5-12	3-8	4-5	0	1	1	1	17	1	3	0	0	33
03	Williams, Kirk.....	3-8	0-0	4-4	5	2	7	3	10	0	0	0	1	22
10	Giles, Brandon.....	1-2	0-1	0-0	0	1	1	0	2	1	2	0	0	15
22	Smith, Dana.....	1-3	0-2	2-2	1	1	2	3	4	0	0	0	0	13
32	Pistoljevic, Husein.	1-3	1-3	0-0	0	0	0	0	3	0	0	0	0	7
	TEAM.....						2	2						
	Totals.....	23-66	6-25	17-21	18	22	40	16	69	10	14	1	5	200

TOTAL FG% 1st Half: 14-37 37.8% 2nd Half: 9-29 31.0% Game: 34.8% DEADB
 3-Pt. FG% 1st Half: 3-13 23.1% 2nd Half: 3-12 25.0% Game: 24.0% REBS
 F Throw % 1st Half: 5-5 100 % 2nd Half: 12-16 75.0% Game: 81.0% 1

HOME TEAM: UMKC 3-1

##	Player Name	TOT-FG FG-FGA	3-PT FG-FGA	FT-FTA	REBOUNDS			PF	TP	A	TO	BLK	S	MIN
					OF	DE	TOT							
23	AYUBA, Dee.....	f 9-12	1-1	2-3	2	7	9	3	21	1	3	2	0	39
33	GETTINGER, Brian....	f 3-3	2-2	1-1	0	0	0	2	9	0	1	0	0	24
45	CRAWFORD, Blake.....	c 0-1	0-0	0-0	1	1	2	1	0	0	0	0	0	12
22	BLACKWELL, Tim.....	g 7-12	2-4	2-2	1	6	7	0	18	7	1	0	2	39
44	DAY, Quinton.....	g 9-23	0-4	3-6	0	3	3	1	21	8	8	0	5	40
03	BRUMAGIN, Dane.....	0-3	0-3	2-2	1	3	4	2	2	1	1	1	0	18
54	SPEARS, Kyle.....	4-4	0-0	0-3	4	5	9	3	8	1	1	0	0	28
	TEAM.....						3	3						
	Totals.....	32-58	5-14	10-17	9	28	37	12	79	18	15	3	7	200

TOTAL FG% 1st Half: 15-27 55.6% 2nd Half: 17-31 54.8% Game: 55.2% DEADB
 3-Pt. FG% 1st Half: 1-5 20.0% 2nd Half: 4-9 44.4% Game: 35.7% REBS
 F Throw % 1st Half: 3-8 37.5% 2nd Half: 7-9 77.8% Game: 58.8% 2

Officials: Dan Nowakowski, Keith Kimble, David Lott

Technical fouls: Longwood-None. UMKC-None.

Attendance: 1554

Score by Periods	1st	2nd	Total
Longwood.....	36	33	- 69
UMKC.....	34	45	- 79

Points in the paint-LU 28,UMKC 36. Points off turnovers-LU 14,UMKC 25.

2nd chance points-LU 24,UMKC 8. Fast break points-LU 4,UMKC 8.

Bench points-LU 19,UMKC 10. Score tied-9 times. Lead changed-11 times.

Last FG-LU 2nd-00:50, UMKC 2nd-01:16.



Longwood beats Liberty for second Division I victory

By Chris Lang
Lynchburg News & Advance
Thursday, December 1, 2005

FARMVILLE - The indignity of losing badly to what was one of major college basketball's worst programs a year ago was bad enough for Liberty University's basketball players Wednesday night. The taunting just made it worse.

"You are flamers!" a rowdy group of Longwood University students screamed during a second-half timeout. It was an altogether strange feeling for these fans, so accustomed to watching losses pile up at Willett Hall. Instead, they reveled in the Lancers' easy 88-75 victory against the Flames.

Only once since starting the four-year process of jumping from Division II to Division I had Longwood beaten a fellow DI school, rallying to top Howard here last December. Longwood, which was 1-30 last season, lost its next 23 games against Division I opponents before whipping the Flames.

"We were ready," Longwood coach Mike Gillian said.

And Liberty most certainly was not. Five nights ago at Rupp Arena, the Flames battled seventh-ranked Kentucky hard for a half and only trailed by nine at halftime.

Longwood (2-4) outworked and outmuscled Liberty (1-3) from the start and took a double-digit lead 12 minutes into the game. The Flames never pulled within single digits.

"There's so much inexperience in our group," Liberty coach Randy Dunton said. "I think they have a picture of what it takes to go to war and compete in a basketball game, and it's not accurate. You learn that through experience."

Michael Jefferson led the Lancers with 22 points, five assists and six rebounds. He was nearly unstoppable, even taking Liberty guard Larry Blair one-on-one and blowing past him for two first-half baskets. When Kirk Williams, who had 17 points, scored a basket and converted a foul shot with 1:46 left in the first half to put the Lancers ahead 42-21, Jefferson said he could sense the buzz in the building.

The fans were loud and appreciative. The Lancers had come to the gym ready, and they delivered a rousing performance.

"We're going to win!" one stunned student shrieked.

"Let's not say that yet," another warned.

There was nothing to worry about. Liberty didn't put up much of a fight. The Flames allowed 12 offensive rebounds and turned the ball over 21 times. There were stretches of 4:51 and 5:52 in the first half in which Liberty didn't score. The Flames coughed it up on six straight first-half possessions as Longwood seized the momentum and put the game out of reach.

Longwood scored 29 points off Liberty's turnovers. Blair attributed it to poor effort, and he hoped the ugly defeat would be an eye-opener for his team heading into Friday's game at Vines Center against Lynchburg College.

"Anytime you can't get loose balls, that's (poor) effort," Blair said. "It's nothing more than that. No excuses."

Last year, Longwood led at halftime only five times, never by more than six points. It lost four of those games. One had to wonder how the Lancers would handle a 19-point halftime edge.

They did just fine as Liberty continued to stumble over itself. Flames forward Jeremy Eck shot an air ball three feet from the basket and later missed a wide-open layup, prompting the students to taunt "we want Jeremy!" every time he went to the bench.

Then, disaster nearly struck for Liberty.

With 7:08 left, Blair crumpled to the floor in pain, screaming and holding his left leg. His calf had cramped up severely ("yeah, real severe," he said), and when he hit the floor, he opened a cut in the back of his head that left blood on the court and required bandaging on the bench.

Blair, who led the Flames with 16 points, said he was fine and added he expects to play Friday. Eric Bigby scored 13 points and Evan Risher added 12 for the Flames. Bryan Butler and Maurice Sumter scored 15 apiece for Longwood. Clayton Morgan (12 points) was the fifth Lancer in double figures.

Two random fans from the crowd of 1,430 stormed the court after the final buzzer and celebrated with Lancers players. It might have been a strange feeling for a program in transition, but it's one Longwood players can get used to.

"It's quite a difference between last year and this year," Jefferson said. "I like it."

This story can be found at:

http://www.newsadvance.com/servlet/Satellite?pagename=LNA%2FMGArticle%2FLNA_BasicArticle&c=MGArticle&cid=1128768458251&path=Isports

[Go Back](#)

Official Basketball Box Score -- GAME TOTALS -- FINAL STATISTICS

Liberty vs Longwood

11-30-05 7 p.m. at Farmville, Virginia (Willett Hall)

VISITORS: Liberty 1-3

##	Player Name	TOT-FG			3-PT			REBOUNDS			PF	TP	A	TO	BLK	S	MIN
		FG	-FGA		FG	-FGA		OF	DE	TOT							
04	BIGBY, Eric..... *	6	-7		0	-0		1	2	3	3	13	0	3	0	0	17
11	HUBBARD, Damien..... *	4	-9		0	-3		0	6	6	2	9	6	4	1	0	40
22	BLAIR, Larry..... *	6	-13		1	-3		0	0	0	1	16	0	1	0	2	28
30	MONROE, Russell..... *	4	-8		0	-0		1	3	4	2	10	0	1	2	0	18
33	PORTER, Rell..... *	2	-4		0	-2		0	4	4	5	4	0	4	0	0	29
01	BARRY, Muhammad.....	0	-0		0	-0		0	0	0	1	0	0	0	0	0	4
02	RISHER, Evan.....	5	-8		2	-3		0	2	2	3	12	2	4	0	3	23
05	SMITH, Anthony.....	2	-4		0	-1		1	1	2	3	6	2	1	0	3	24
21	ECK, Jeremy.....	1	-3		0	-0		0	2	2	4	2	0	1	0	0	11
32	SHORTS, Lamarr.....	0	-0		0	-0		1	0	1	1	0	0	0	0	1	1
44	STEWART, Doug.....	1	-2		1	-2		1	0	1	0	3	0	2	0	0	5
	TEAM.....							2	1	3							
	Totals.....	31	-58		4	-14		7	21	28	25	75	10	21	3	9	200

TOTAL FG% 1st Half: 11-24 45.8% 2nd Half: 20-34 58.8% Game: 53.4% DEADB
 3-Pt. FG% 1st Half: 0-6 0.0% 2nd Half: 4-8 50.0% Game: 28.6% REBS
 F Throw % 1st Half: 3-4 75.0% 2nd Half: 6-9 66.7% Game: 69.2% 2

HOME TEAM: Longwood 2-4

##	Player Name	TOT-FG			3-PT			REBOUNDS			PF	TP	A	TO	BLK	S	MIN
		FG	-FGA		FG	-FGA		OF	DE	TOT							
01	Morgan, Clayton..... *	3	-6		0	-1		3	4	7	2	12	1	2	0	0	31
12	Butler, Bryan..... *	4	-7		2	-3		0	3	3	2	15	3	1	0	5	27
20	Jefferson, Michael.. *	7	-14		1	-2		2	4	6	2	22	5	4	0	3	37
45	Sumter, Maurice..... *	6	-12		0	-0		2	7	9	1	15	0	4	0	0	34
50	Barrett, Lamar..... *	2	-7		0	-0		1	0	1	2	4	1	1	0	2	23
03	Williams, Kirk.....	7	-9		0	-0		1	2	3	3	17	0	0	0	1	17
10	Giles, Brandon.....	0	-0		0	-0		0	0	0	2	2	3	0	0	0	14
22	Smith, Dana.....	0	-5		0	-1		0	1	1	3	1	0	3	0	0	17
	TEAM.....							3	1	4							
	Totals.....	29	-60		3	-7		12	22	34	17	88	13	15	0	11	200

TOTAL FG% 1st Half: 16-34 47.1% 2nd Half: 13-26 50.0% Game: 48.3% DEADB
 3-Pt. FG% 1st Half: 3-5 60.0% 2nd Half: 0-2 0.0% Game: 42.9% REBS
 F Throw % 1st Half: 9-13 69.2% 2nd Half: 18-22 81.8% Game: 77.1% 6

Officials: Joey Caruthers, Tim Comer, Mike Cowart

Technical fouls: Liberty-None. Longwood-Williams, Kirk.

Attendance: 1430

Score by Periods 1st 2nd Total

Liberty..... 25 50 - 75

Longwood..... 44 44 - 88

Longwood playing Liberty for first time since Feb. 8, 1988

Points in the paint-LIB 36,LU 42. Points off turnovers-LIB 14,LU 29.

2nd chance points-LIB 7,LU 11. Fast break points-LIB 0,LU 0.

Bench points-LIB 23,LU 20. Score tied-4 times. Lead changed-2 times.

Last FG-LIB 2nd-00:00, LU 2nd-03:57.

Cofield's 21 spark Tribe's victory

Longwood scores 48 in the second half to help keep game close

BY JOHN PACKETT

TIMES-DISPATCH STAFF WRITER

Tuesday, November 29, 2005

W&M 88 LONGWOOD 75

FARMVILLE - Longwood University is in the third year of a four-year reclassification process in moving from Division II to Division I. William and Mary has been at the highest level for a long time.

So it wasn't surprising that the Tribe beat the Lancers 88-75 last night. But W&M coach Tony Shaver couldn't breathe easy until Adam Payton buried a 3-pointer from the right wing with 1:12 left in front of 1,528 at Willett Hall.

That gave the Tribe an 86-73 advantage and assured W&M of its fourth win in five outings.

"We couldn't buckle down defensively," Shaver said. "If we could have made one or two more stops, we could have had more of a working margin. Forty-eight second-half points [by Longwood], that's a lot of points. We allowed them to get into a rhythm.

"But I'm not going to complain about a 13-point win on the road. We've already won twice as many on the road this year as we did all last year [when the Tribe was 1-12 away from home]."

Junior Corey Cofield came off the bench to lead the Tribe with 21 points and seven rebounds. Vanderbilt transfer Adam Payton and sophomore Laimis Kisielius each scored 19 points as W&M built a 19-point second-half bulge.

But a balanced attack allowed the Lancers (1-4) to climb back in it and get as close as eight points on a three-point play by Maurice Sumter with 2:07 remaining. W&M scored the next seven points to remove any suspense, which was a far cry from last year's 90-60 romp in Williamsburg.

"We've certainly come a long way in the process and have a ways to go, but we are significantly better than we were a year ago," Longwood coach Mike Gillian said. "The evidence for me comes in the level of effort and intensity that we're getting out of our entire group night after night."

A 22-1 run by W&M turned a 10-4 Longwood lead into a 26-11 deficit midway through the first half. But the Lancers battled back to 31-27 before the Tribe reeled off the final 10 points of the half to take a 41-27 spread into the break.

Payton, who sat out last season under NCAA transfer rules, scored 14 of his points before intermission.

"I'm getting more comfortable every day, every practice," said the junior guard, who hit 7 of 8 shots from the floor.

Cofield, a starter most of his career, hasn't started the Tribe's two most recent games but turned in his season-high in scoring.

"Corey is a great kid and he's been a good player, but we've got to get him to play a good all-around game," Shaver said. "He hadn't done that earlier in the season, although tonight was his best all-around game of the season. He played very good defensively."

Former Meadowbrook High standout Michael Jefferson led five Lancers in double figures with 16 points, and Bryan Butler added 15.

Contact John Packett at (804) 649-6313 or jpacket@timesdispatch.com

WILLIAM & MARY (4-1)

Baker 3-11 1-4 8, Smith 2-4 2-2 6, Hutt 0-1 1-2 1, Kisielius 5-12 7-8 19, Payton 7-8 3-3 19, Loehrke 0-0 0-0 0, Mann 2-6 2-2 8, Stein 1-2 0-0 2, Smith III 0-0 0-0 0, Mokris 0-1 0-0 0, Darnell 2-4 0-0 4, Cofield 7-11 7-8 21. Totals 29-60 23-29 88.

LONGWOOD (1-4)

Morgan 3-8 3-5 10, Butler 6-10 0-0 15, Jefferson 6-14 3-4 16, Sumter 4-11 3-4 11, Barrett 6-12 1-1 13, Williams 1-4 1-2 3, Giles 0-1 0-0 0, Smith 3-3 1-2 7, Pistoljevic 0-0 0-0 0. Totals 29-63 12-18 75.

Halftime - William & Mary 41-27. 3-point goals - William & Mary 7-16 (Payton 2-2, Mann 2-3, Kisielius 2-7, Baker 1-3, Darnell 0-1), Longwood 5-18 (Butler 3-6, Morgan 1-1, Jefferson 1-4, Giles 0-1, Sumter 0-3, Barrett 0-3).

Fouled Out - Morgan, Smith, Williams. Rebounds - William & Mary 44 (Cofield 7), Longwood 28 (Morgan 9). Assists - William & Mary 19 (Baker, Kisielius 4), Longwood 9 (Barrett 3). Total Fouls - William & Mary 21, Longwood 23. A - 1,528.

This story can be found at: http://www.timesdispatch.com/servlet/Satellite?pagename=RTD%2FMGArticle%2FRTD_BasicArticle&c=MGArticle&cid=1128768408958&path=%21sports&s=1045855934844

[Go Back](#)

Official Basketball Box Score -- GAME TOTALS -- FINAL STATISTICS

William and Mary vs Longwood

11-28-05 7 p.m. at Farmville, Virginia (Willett Hall)

VISITORS: William and Mary 4-1

##	Player Name	TOT-FG			3-PT			REBOUNDS			PF	TP	A	TO	BLK	S	MIN	
		FG	FGA	FGA	FG	FGA	FT	FTA	OF	DE								TOT
01	Baker, Calvin.....	*	3	11	1	3	1	4	3	0	3	3	8	4	4	0	0	34
04	Smith, Alex.....	*	2	4	0	0	2	2	0	3	3	1	6	1	1	0	0	14
12	Hutt, Brian.....	*	0	1	0	0	1	2	1	1	2	4	1	2	1	0	0	13
13	Kisielius, Laimis...	*	5	12	2	7	7	8	1	4	5	1	19	4	2	0	0	33
24	Payton, Adam.....	*	7	8	2	2	3	3	1	2	3	1	19	1	2	0	4	24
00	Loehrke, Nate.....		0	0	0	0	0	0	0	0	0	0	0	0	0	0	0	2
11	Mann, Nathan.....		2	6	2	3	2	2	0	3	3	2	8	2	0	0	1	17
15	Stein, Peter.....		1	2	0	0	0	0	0	5	5	4	2	1	2	0	0	12
21	Smith, Hawley.....		0	0	0	0	0	0	0	1	1	1	0	1	2	0	0	6
22	Mokris, Taylor.....		0	1	0	0	0	0	2	0	2	1	0	1	2	0	0	8
23	Darnell, Chris.....		2	4	0	1	0	0	0	0	0	0	4	0	0	0	0	9
45	Cofield, Corey.....		7	11	0	0	7	8	4	3	7	3	21	2	3	0	0	28
	TEAM.....								5	5	10							
	Totals.....		29	60	7	16	23	29	17	27	44	21	88	19	19	0	5	200

TOTAL FG% 1st Half: 16-32 50.0% 2nd Half: 13-28 46.4% Game: 48.3% DEADB
 3-Pt. FG% 1st Half: 4-8 50.0% 2nd Half: 3-8 37.5% Game: 43.8% REBS
 F Throw % 1st Half: 5-5 100 % 2nd Half: 18-24 75.0% Game: 79.3% 2

HOME TEAM: Longwood 1-4

##	Player Name	TOT-FG			3-PT			REBOUNDS			PF	TP	A	TO	BLK	S	MIN	
		FG	FGA	FGA	FG	FGA	FT	FTA	OF	DE								TOT
01	Morgan, Clayton.....	*	3	8	1	1	3	5	2	7	9	5	10	0	0	1	1	31
12	Butler, Bryan.....	*	6	10	3	6	0	0	0	1	1	0	15	0	2	0	3	25
20	Jefferson, Michael..	*	6	14	1	4	3	4	0	2	2	0	16	1	0	0	3	33
45	Sumter, Maurice.....	*	4	11	0	3	3	4	1	4	5	4	11	2	5	0	3	30
50	Barrett, Lamar.....	*	6	12	0	3	1	1	3	0	3	2	13	3	2	1	1	29
03	Williams, Kirk.....		1	4	0	0	1	2	1	2	3	5	3	1	4	1	0	15
10	Giles, Brandon.....		0	1	0	1	0	0	0	1	1	2	0	1	1	0	0	12
22	Smith, Dana.....		3	3	0	0	1	2	0	0	0	5	7	1	1	1	0	17
32	Pistoljevic, Husein.		0	0	0	0	0	0	0	0	0	0	0	0	0	0	0	8
	TEAM.....								3	1	4							
	Totals.....		29	63	5	18	12	18	10	18	28	23	75	9	15	4	11	200

TOTAL FG% 1st Half: 9-22 40.9% 2nd Half: 20-41 48.8% Game: 46.0% DEADB
 3-Pt. FG% 1st Half: 3-5 60.0% 2nd Half: 2-13 15.4% Game: 27.8% REBS
 F Throw % 1st Half: 6-10 60.0% 2nd Half: 6-8 75.0% Game: 66.7% 3

Officials: Les Jones, Duke Edsall, Curtis Blair

Technical fouls: William and Mary-None. Longwood-None.

Attendance: 1528

Score by Periods	1st	2nd	Total
William and Mary.....	41	47	88
Longwood.....	27	48	75

Points in the paint-W&M 30,LU 28. Points off turnovers-W&M 19,LU 28.

2nd chance points-W&M 14,LU 8. Fast break points-W&M 0,LU 0.

Bench points-W&M 35,LU 10. Score tied-0 times. Lead changed-1 time.

Last FG-W&M 2nd-01:10, LU 2nd-00:27.

2005-06 Longwood Men's Basketball
 Longwood Category Leaders (as of Dec 04, 2005)
 All games

FG PERCENTAGE	FG ATT	Pct	FIELD GOAL ATTEMPTS	G	Att	Att/G	
Holmes, Darren.....	2	3	.667	Jefferson, Michael..	7	83	11.9
Smith, Dana.....	18	32	.563	Sumter, Maurice.....	7	75	10.7
Williams, Kirk.....	22	40	.550	Butler, Bryan.....	7	75	10.7
Barrett, Lamar.....	22	46	.478	Morgan, Clayton.....	7	50	7.1
Sumter, Maurice.....	33	75	.440	Barrett, Lamar.....	7	46	6.6
Jefferson, Michael..	34	83	.410				
Kosmo, Chad.....	4	10	.400	FIELD GOALS MADE	G	Made	Made/G
Pistoljevic, Husein.	7	18	.389	Jefferson, Michael..	7	34	4.9
Butler, Bryan.....	29	75	.387	Sumter, Maurice.....	7	33	4.7
Morgan, Clayton.....	18	50	.360	Butler, Bryan.....	7	29	4.1
Rowe, Joel.....	1	3	.333	Williams, Kirk.....	7	22	3.1
Giles, Brandon.....	4	17	.235	Barrett, Lamar.....	7	22	3.1
3-POINT PERCENTAGE	3FG ATT	Pct	3-POINT FG ATTEMPTS	G	Att	Att/G	
Smith, Dana.....	5	10	.500	Butler, Bryan.....	7	39	5.6
Jefferson, Michael..	11	31	.355	Jefferson, Michael..	7	31	4.4
Butler, Bryan.....	13	39	.333	Sumter, Maurice.....	7	19	2.7
Rowe, Joel.....	1	3	.333	Giles, Brandon.....	7	15	2.1
Pistoljevic, Husein.	5	15	.333	Pistoljevic, Husein.	6	15	2.5
Morgan, Clayton.....	3	9	.333				
Sumter, Maurice.....	5	19	.263	3-POINT FGS MADE	G	Made	Made/G
Giles, Brandon.....	3	15	.200	Butler, Bryan.....	7	13	1.9
Barrett, Lamar.....	1	6	.167	Jefferson, Michael..	7	11	1.6
				Pistoljevic, Husein.	6	5	0.8
				Smith, Dana.....	7	5	0.7
				Sumter, Maurice.....	7	5	0.7
FT PERCENTAGE	FT ATT	Pct	FREE THROW ATTEMPTS	G	Att	Att/G	
Giles, Brandon.....	2	2	1.000	Williams, Kirk.....	7	29	4.1
Pistoljevic, Husein.	2	2	1.000	Jefferson, Michael..	7	27	3.9
Jefferson, Michael..	24	27	.889	Morgan, Clayton.....	7	20	2.9
Morgan, Clayton.....	16	20	.800	Sumter, Maurice.....	7	14	2.0
Butler, Bryan.....	7	9	.778	Smith, Dana.....	7	13	1.9
Sumter, Maurice.....	10	14	.714				
Williams, Kirk.....	19	29	.655	FREE THROWS MADE	G	Made	Made/G
Smith, Dana.....	8	13	.615	Jefferson, Michael..	7	24	3.4
Barrett, Lamar.....	5	11	.455	Williams, Kirk.....	7	19	2.7
Kosmo, Chad.....	2	8	.250	Morgan, Clayton.....	7	16	2.3
				Sumter, Maurice.....	7	10	1.4
				Smith, Dana.....	7	8	1.1
POINTS	G	Pts	Pts/G	POINTS AVERAGE	G	Pts	Avg/G
Jefferson, Michael..	7	103	14.7	Jefferson, Michael..	7	103	14.7
Sumter, Maurice.....	7	81	11.6	Sumter, Maurice.....	7	81	11.6
Butler, Bryan.....	7	78	11.1	Butler, Bryan.....	7	78	11.1
Williams, Kirk.....	7	63	9.0	Williams, Kirk.....	7	63	9.0
Morgan, Clayton.....	7	55	7.9	Morgan, Clayton.....	7	55	7.9
Barrett, Lamar.....	7	50	7.1	Barrett, Lamar.....	7	50	7.1
Smith, Dana.....	7	49	7.0	Smith, Dana.....	7	49	7.0
Pistoljevic, Husein.	6	21	3.5	Pistoljevic, Husein.	6	21	3.5
Giles, Brandon.....	7	13	1.9	Kosmo, Chad.....	4	10	2.5
Kosmo, Chad.....	4	10	2.5	Giles, Brandon.....	7	13	1.9
Holmes, Darren.....	3	4	1.3	Holmes, Darren.....	3	4	1.3
Rowe, Joel.....	3	3	1.0	Rowe, Joel.....	3	3	1.0

2005-06 Longwood Men's Basketball
 Longwood Category Leaders (as of Dec 04, 2005)
 All games

REBOUNDS	G	Reb	Reb/G
Morgan, Clayton.....	7	50	7.1
Sumter, Maurice.....	7	36	5.1
Williams, Kirk.....	7	34	4.9
Barrett, Lamar.....	7	23	3.3
Butler, Bryan.....	7	21	3.0

REBOUND AVERAGE	G	Reb	Avg/G
Morgan, Clayton.....	7	50	7.1
Sumter, Maurice.....	7	36	5.1
Williams, Kirk.....	7	34	4.9
Kosmo, Chad.....	4	18	4.5
Barrett, Lamar.....	7	23	3.3

OFFENSIVE REBOUNDS	G	No.	Avg/G
Williams, Kirk.....	7	21	3.0
Morgan, Clayton.....	7	19	2.7
Barrett, Lamar.....	7	16	2.3
Sumter, Maurice.....	7	9	1.3
Smith, Dana.....	7	6	0.9

DEFENSIVE REBOUNDS	G	No.	Avg/G
Morgan, Clayton.....	7	31	4.4
Sumter, Maurice.....	7	27	3.9
Butler, Bryan.....	7	17	2.4
Kosmo, Chad.....	4	15	3.8
Smith, Dana.....	7	13	1.9
Williams, Kirk.....	7	13	1.9

FOULS	G	No.	Per/G
Smith, Dana.....	7	23	3.3
Williams, Kirk.....	7	22	3.1
Sumter, Maurice.....	7	17	2.4
Barrett, Lamar.....	7	15	2.1
Morgan, Clayton.....	7	15	2.1

FOULOUTS	G	No.
Smith, Dana.....	7	3
Williams, Kirk.....	7	2
Morgan, Clayton.....	7	1
Holmes, Darren.....	3	1

ASSISTS	G	No.	A/G
Jefferson, Michael..	7	18	2.6
Sumter, Maurice.....	7	17	2.4
Butler, Bryan.....	7	17	2.4
Giles, Brandon.....	7	16	2.3
Barrett, Lamar.....	7	13	1.9

STEALS	G	No.	S/G
Butler, Bryan.....	7	14	2.0
Sumter, Maurice.....	7	14	2.0
Jefferson, Michael..	7	10	1.4
Barrett, Lamar.....	7	9	1.3
Williams, Kirk.....	7	6	0.9

BLOCKED SHOTS	G	No.	Blk/G
Sumter, Maurice.....	7	4	0.6
Smith, Dana.....	7	3	0.4
Barrett, Lamar.....	7	2	0.3
Kosmo, Chad.....	4	2	0.5
Morgan, Clayton.....	7	2	0.3

MINUTES	G	No.	Min/G
Sumter, Maurice.....	7	222	31.7
Jefferson, Michael..	7	210	30.0
Morgan, Clayton.....	7	165	23.6
Barrett, Lamar.....	7	163	23.3
Butler, Bryan.....	7	162	23.1

TURNOVERS	G	No.	TO/G
Butler, Bryan.....	7	20	2.9
Jefferson, Michael..	7	18	2.6
Sumter, Maurice.....	7	18	2.6
Morgan, Clayton.....	7	10	1.4
Barrett, Lamar.....	7	9	1.3
Smith, Dana.....	7	9	1.3

2005-06 Longwood Men's Basketball
 Longwood High/Low Analysis (as of Dec 04, 2005)
 All games

Longwood - TEAM GAME HIGHS

POINTS.....	93	vs Virginia-Wise (11-26-05)
	88	vs Liberty (11-30-05)
	75	vs William and Mary (11-28-05)
	73	vs Louisiana Tech (11-19-05)
	69	at UMKC (12-3-05)
FIELD GOALS MADE.....	38	vs Virginia-Wise (11-26-05)
	29	vs Liberty (11-30-05)
	29	vs William and Mary (11-28-05)
FIELD GOAL ATTEMPTS.....	81	vs Virginia-Wise (11-26-05)
	66	at UMKC (12-3-05)
FIELD GOAL PERCENTAGE.....	.500 (28-56)	vs Louisiana Tech (11-19-05)
	.483 (29-60)	vs Liberty (11-30-05)
3 PT FIELD GOALS MADE.....	12	at Nebraska (11-18-05)
	8	vs Virginia-Wise (11-26-05)
3 PT FG ATTEMPTS.....	28	at Nebraska (11-18-05)
	26	vs Virginia-Wise (11-26-05)
3 PT FG PERCENTAGE.....	.429 (12-28)	at Nebraska (11-18-05)
	.429 (3-7)	vs Liberty (11-30-05)
FREE THROWS MADE.....	27	vs Liberty (11-30-05)
	17	at UMKC (12-3-05)
FREE THROW ATTEMPTS.....	35	vs Liberty (11-30-05)
	23	vs Yale (11-20-05)
FREE THROW PERCENTAGE.....	.846 (11-13)	vs Louisiana Tech (11-19-05)
	.810 (17-21)	at UMKC (12-3-05)
REBOUNDS.....	51	vs Virginia-Wise (11-26-05)
	42	vs Yale (11-20-05)
ASSISTS.....	21	vs Virginia-Wise (11-26-05)
	20	vs Louisiana Tech (11-19-05)
STEALS.....	14	vs Virginia-Wise (11-26-05)
	11	vs Liberty (11-30-05)
	11	vs William and Mary (11-28-05)
BLOCKED SHOTS.....	4	vs William and Mary (11-28-05)
	4	vs Virginia-Wise (11-26-05)
	4	vs Yale (11-20-05)
TURNOVERS.....	23	vs Louisiana Tech (11-19-05)
	19	at Nebraska (11-18-05)
FOULS.....	27	vs Yale (11-20-05)
	26	at Nebraska (11-18-05)

2005-06 Longwood Men's Basketball
 Longwood High/Low Analysis (as of Dec 04, 2005)
 All games

Opponent - GAME HIGHS

POINTS.....	88	vs William and Mary (11-28-05)
	83	vs Louisiana Tech (11-19-05)
	80	at Nebraska (11-18-05)
	79	at UMKC (12-3-05)
	75	vs Liberty (11-30-05)
FIELD GOALS MADE.....	32	at UMKC (12-3-05)
	31	vs Liberty (11-30-05)
FIELD GOAL ATTEMPTS.....	61	vs Yale (11-20-05)
	60	vs William and Mary (11-28-05)
FIELD GOAL PERCENTAGE.....	.552 (32-58)	at UMKC (12-3-05)
	.537 (29-54)	vs Louisiana Tech (11-19-05)
3 PT FIELD GOALS MADE.....	7	vs William and Mary (11-28-05)
	7	at Nebraska (11-18-05)
3 PT FG ATTEMPTS.....	16	vs William and Mary (11-28-05)
	15	vs Virginia-Wise (11-26-05)
	15	at Nebraska (11-18-05)
3 PT FG PERCENTAGE.....	.467 (7-15)	at Nebraska (11-18-05)
	.438 (7-16)	vs William and Mary (11-28-05)
FREE THROWS MADE.....	23	vs William and Mary (11-28-05)
	22	vs Yale (11-20-05)
	22	vs Louisiana Tech (11-19-05)
FREE THROW ATTEMPTS.....	33	vs Louisiana Tech (11-19-05)
	32	vs Yale (11-20-05)
FREE THROW PERCENTAGE.....	.793 (23-29)	vs William and Mary (11-28-05)
	.692 (9-13)	vs Liberty (11-30-05)
REBOUNDS.....	48	vs Yale (11-20-05)
	45	at Nebraska (11-18-05)
ASSISTS.....	19	vs William and Mary (11-28-05)
	18	at UMKC (12-3-05)
STEALS.....	9	vs Liberty (11-30-05)
	9	vs Louisiana Tech (11-19-05)
BLOCKED SHOTS.....	4	vs Yale (11-20-05)
	3	at UMKC (12-3-05)
	3	vs Liberty (11-30-05)
TURNOVERS.....	21	vs Liberty (11-30-05)
	21	vs Virginia-Wise (11-26-05)
	21	at Nebraska (11-18-05)
FOULS.....	25	vs Liberty (11-30-05)
	21	vs William and Mary (11-28-05)

2005-06 Longwood Men's Basketball
 Longwood High/Low Analysis (as of Dec 04, 2005)
 All games

Longwood - GAME LOWS

POINTS.....	65	at Nebraska (11-18-05)
	67	vs Yale (11-20-05)
	69	at UMKC (12-3-05)
	73	vs Louisiana Tech (11-19-05)
	75	vs William and Mary (11-28-05)
FIELD GOALS MADE.....	23	vs Yale (11-20-05)
	23	at UMKC (12-3-05)
FIELD GOAL ATTEMPTS.....	56	vs Louisiana Tech (11-19-05)
	60	vs Liberty (11-30-05)
FIELD GOAL PERCENTAGE.....	.348 (23-66)	at UMKC (12-3-05)
	.354 (23-65)	vs Yale (11-20-05)
3 PT FIELD GOALS MADE.....	3	vs Liberty (11-30-05)
	5	vs William and Mary (11-28-05)
3 PT FG ATTEMPTS.....	7	vs Liberty (11-30-05)
	18	vs Louisiana Tech (11-19-05)
	18	vs William and Mary (11-28-05)
3 PT FG PERCENTAGE.....	.240 (6-25)	at UMKC (12-3-05)
	.278 (5-18)	vs William and Mary (11-28-05)
FREE THROWS MADE.....	5	at Nebraska (11-18-05)
	9	vs Virginia-Wise (11-26-05)
FREE THROW ATTEMPTS.....	10	at Nebraska (11-18-05)
	13	vs Louisiana Tech (11-19-05)
FREE THROW PERCENTAGE.....	.500 (5-10)	at Nebraska (11-18-05)
	.600 (9-15)	vs Virginia-Wise (11-26-05)
REBOUNDS.....	28	vs Louisiana Tech (11-19-05)
	28	vs William and Mary (11-28-05)
ASSISTS.....	9	vs William and Mary (11-28-05)
	10	at UMKC (12-3-05)
STEALS.....	5	at UMKC (12-3-05)
	6	at Nebraska (11-18-05)
	6	vs Louisiana Tech (11-19-05)
BLOCKED SHOTS.....	0	at Nebraska (11-18-05)
	0	vs Liberty (11-30-05)
TURNOVERS.....	9	vs Virginia-Wise (11-26-05)
	14	at UMKC (12-3-05)
FOULS.....	16	at UMKC (12-3-05)
	17	vs Liberty (11-30-05)

2005-06 Longwood Men's Basketball
 Longwood High/Low Analysis (as of Dec 04, 2005)
 All games

Opponent - GAME LOWS

POINTS.....	49	vs Virginia-Wise (11-26-05)
	70	vs Yale (11-20-05)
	75	vs Liberty (11-30-05)
	79	at UMKC (12-3-05)
	80	at Nebraska (11-18-05)
FIELD GOALS MADE.....	16	vs Virginia-Wise (11-26-05)
	23	vs Yale (11-20-05)
FIELD GOAL ATTEMPTS.....	49	vs Virginia-Wise (11-26-05)
	54	vs Louisiana Tech (11-19-05)
FIELD GOAL PERCENTAGE.....	.327 (16-49)	vs Virginia-Wise (11-26-05)
	.377 (23-61)	vs Yale (11-20-05)
3 PT FIELD GOALS MADE.....	2	vs Yale (11-20-05)
	3	vs Louisiana Tech (11-19-05)
3 PT FG ATTEMPTS.....	10	vs Louisiana Tech (11-19-05)
	10	vs Yale (11-20-05)
3 PT FG PERCENTAGE.....	.200 (2-10)	vs Yale (11-20-05)
	.267 (4-15)	vs Virginia-Wise (11-26-05)
FREE THROWS MADE.....	9	vs Liberty (11-30-05)
	10	at UMKC (12-3-05)
FREE THROW ATTEMPTS.....	13	vs Liberty (11-30-05)
	17	at UMKC (12-3-05)
FREE THROW PERCENTAGE.....	.556 (15-27)	at Nebraska (11-18-05)
	.588 (10-17)	at UMKC (12-3-05)
REBOUNDS.....	28	vs Liberty (11-30-05)
	32	vs Louisiana Tech (11-19-05)
	32	vs Virginia-Wise (11-26-05)
ASSISTS.....	3	vs Virginia-Wise (11-26-05)
	10	vs Liberty (11-30-05)
STEALS.....	5	vs Virginia-Wise (11-26-05)
	5	vs William and Mary (11-28-05)
BLOCKED SHOTS.....	0	vs William and Mary (11-28-05)
	1	vs Virginia-Wise (11-26-05)
TURNOVERS.....	15	at UMKC (12-3-05)
	19	vs William and Mary (11-28-05)
FOULS.....	12	at UMKC (12-3-05)
	14	vs Virginia-Wise (11-26-05)

2005-06 Longwood Men's Basketball
 Longwood High/Low Analysis (as of Dec 04, 2005)
 All games

Longwood - INDIVIDUAL GAME HIGHS

POINTS.....	26	Jefferson, Michael vs Louisiana Tech (11-19-05)
	22	Jefferson, Michael vs Liberty (11-30-05)
	17	Jefferson, Michael at UMKC (12-3-05)
	17	Williams, Kirk vs Liberty (11-30-05)
	17	Sumter, Maurice at Nebraska (11-18-05)
FIELD GOALS MADE.....	8	Jefferson, Michael vs Louisiana Tech (11-19-05)
	7	Jefferson, Michael vs Liberty (11-30-05)
	7	Williams, Kirk vs Liberty (11-30-05)
	7	Sumter, Maurice at Nebraska (11-18-05)
FIELD GOAL ATT.....	16	Jefferson, Michael vs Virginia-Wise (11-26-05)
	15	Sumter, Maurice at Nebraska (11-18-05)
FG PCT (min 5 made).....	1.000 (6-6)	Smith, Dana vs Virginia-Wise (11-26-05)
	.778 (7-9)	Williams, Kirk vs Liberty (11-30-05)
3 PT FG MADE.....	4	Jefferson, Michael vs Louisiana Tech (11-19-05)
	4	Smith, Dana at Nebraska (11-18-05)
3 PT FG ATTEMPTS.....	9	Butler, Bryan at Nebraska (11-18-05)
	8	Butler, Bryan at UMKC (12-3-05)
	8	Jefferson, Michael at UMKC (12-3-05)
3-PT FG PCT (min 2 made).....	1.000 (4-4)	Smith, Dana at Nebraska (11-18-05)
	.667 (4-6)	Jefferson, Michael vs Louisiana Tech (11-19-05)
	.667 (2-3)	Butler, Bryan vs Liberty (11-30-05)
FREE THROWS MADE.....	7	Jefferson, Michael vs Liberty (11-30-05)
	6	Morgan, Clayton vs Liberty (11-30-05)
	6	Jefferson, Michael vs Louisiana Tech (11-19-05)
FREE THROW ATT.....	8	Jefferson, Michael vs Liberty (11-30-05)
	7	Morgan, Clayton vs Liberty (11-30-05)
FT PCT (min 3 made).....	1.000 (6-6)	Jefferson, Michael vs Louisiana Tech (11-19-05)
	1.000 (5-5)	Morgan, Clayton at UMKC (12-3-05)
	1.000 (4-4)	Williams, Kirk at UMKC (12-3-05)
	1.000 (4-4)	Jefferson, Michael vs Yale (11-20-05)
REBOUNDS.....	16	Morgan, Clayton at UMKC (12-3-05)
	9	Sumter, Maurice vs Liberty (11-30-05)
	9	Morgan, Clayton vs William and Mary (11-28-05)
	9	Smith, Dana vs Virginia-Wise (11-26-05)
	9	Williams, Kirk vs Virginia-Wise (11-26-05)
	9	Kosmo, Chad vs Yale (11-20-05)
ASSISTS.....	5	Jefferson, Michael vs Liberty (11-30-05)
	5	Sumter, Maurice vs Yale (11-20-05)
	5	Giles, Brandon at Nebraska (11-18-05)
STEALS.....	5	Butler, Bryan vs Liberty (11-30-05)
	3	Sumter, Maurice at UMKC (12-3-05)
	3	Jefferson, Michael vs Liberty (11-30-05)
	3	Butler, Bryan vs William and Mary (11-28-05)
	3	Jefferson, Michael vs William and Mary (11-28-05)
	3	Sumter, Maurice vs William and Mary (11-28-05)
	3	Sumter, Maurice vs Virginia-Wise (11-26-05)
	3	Smith, Dana vs Virginia-Wise (11-26-05)
	3	Butler, Bryan vs Virginia-Wise (11-26-05)
	3	Sumter, Maurice vs Yale (11-20-05)
	3	Barrett, Lamar at Nebraska (11-18-05)
BLOCKED SHOTS.....	2	Kosmo, Chad vs Virginia-Wise (11-26-05)
	2	Sumter, Maurice vs Yale (11-20-05)
TURNOVERS.....	8	Butler, Bryan vs Louisiana Tech (11-19-05)

2005-06 Longwood Men's Basketball
 Longwood Individual Game-by-Game (as of Dec 04, 2005)
 All games

#00 Holmes, Darren

Opponent	Date	GS	Min	---TOTAL---		---3-PTS---		---FT-FTA---		----REBOUNDS----				PF	FO	A	TO	Blk	Stl	Pts	Avg
				FG-FGA	Pct	3FG-FGA	Pct	Pct	Off	Def	Tot	Avg									
at Nebraska	11-18-05		2	0-1	.000	0-0	.000	0-0	.000	0	0	0	0.0	0	0	0	0	0	0	0	0.0
vs Louisiana Tech	11-19-05		1	2-2	1.000	0-0	.000	0-0	.000	0	0	0	0.0	1	0	0	0	0	0	4	2.0
VIRGINIA-WISE	11-26-05		7	0-0	.000	0-0	.000	0-0	.000	1	2	3	1.0	5	1	0	2	0	0	0	1.3
Totals.....		0	10	2-3	.667	0-0	.000	0-0	.000	1	2	3	1.0	6	1	0	2	0	0	4	1.3

Games played: 3
 Points/game: 1.3
 FG Pct: 66.7

Rebounds/game: 1.0
 Turnovers/game: 0.7

2005-06 Longwood Men's Basketball
 Longwood Individual Game-by-Game (as of Dec 04, 2005)
 All games

#01 Morgan, Clayton

Opponent	Date	GS	Min	---TOTAL---		---3-PTS---		---FT-FTA---		----REBOUNDS----					PF	FO	A	TO	Blk	Stl	Pts	Avg
				FG-FGA	Pct	3FG-FGA	Pct	Pct	Off	Def	Tot	Avg										
at Nebraska	11-18-05		21	1-5	.200	0-2	.000	0-0	.000	0	2	2	2.0	2	0	0	1	0	0	2	2.0	
vs Louisiana Tech	11-19-05		16	0-2	.000	0-0	.000	0-0	.000	0	0	0	1.0	0	0	1	4	1	1	0	1.0	
vs Yale	11-20-05		20	2-8	.250	1-3	.333	0-0	.000	3	5	8	3.3	2	0	3	1	0	0	5	2.3	
VIRGINIA-WISE	11-26-05		17	5-7	.714	1-1	1.000	2-3	.667	1	7	8	4.5	2	0	2	1	0	1	13	5.0	
WILLIAM AND MARY	11-28-05	*	31	3-8	.375	1-1	1.000	3-5	.600	2	7	9	5.4	5	1	0	0	1	1	10	6.0	
LIBERTY	11-30-05	*	31	3-6	.500	0-1	.000	6-7	.857	3	4	7	5.7	2	0	1	2	0	0	12	7.0	
at UMKC	12-3-05	*	29	4-14	.286	0-1	.000	5-5	1.000	10	6	16	7.1	2	0	0	1	0	0	13	7.9	
Totals.....		3	165	18-50	.360	3-9	.333	16-20	.800	19	31	50	7.1	15	1	7	10	2	3	55	7.9	

Games played: 7
 Points/game: 7.9
 FG Pct: 36.0
 3FG Pct: 33.3
 FT Pct: 80.0

Rebounds/game: 7.1
 Assists/game: 1.0
 Turnovers/game: 1.4
 Assist/turnover ratio: 0.7
 Steals/game: 0.4
 Blocks/game: 0.3

2005-06 Longwood Men's Basketball
 Longwood Individual Game-by-Game (as of Dec 04, 2005)
 All games

#03 Williams, Kirk

Opponent	Date	GS	Min	---TOTAL---		---3-PTS---		---FT-FTA---		----REBOUNDS----					PF	FO	A	TO	Blk	Stl	Pts	Avg
				FG-FGA	Pct	3FG-FGA	Pct	Pct	Off	Def	Tot	Avg										
at Nebraska	11-18-05		15	2-4	.500	0-0	.000	1-2	.500	5	1	6	6.0	2	0	0	1	0	0	5	5.0	
vs Louisiana Tech	11-19-05		17	4-4	1.000	0-0	.000	5-6	.833	1	2	3	4.5	5	1	1	0	0	2	13	9.0	
vs Yale	11-20-05		15	3-6	.500	0-0	.000	2-3	.667	2	1	3	4.0	4	0	0	2	0	1	8	8.7	
VIRGINIA-WISE	11-26-05		21	2-5	.400	0-0	.000	3-6	.500	6	3	9	5.3	0	0	1	0	0	1	7	8.3	
WILLIAM AND MARY	11-28-05		15	1-4	.250	0-0	.000	1-2	.500	1	2	3	4.8	5	1	1	4	1	0	3	7.2	
LIBERTY	11-30-05		17	7-9	.778	0-0	.000	3-6	.500	1	2	3	4.5	3	0	0	0	0	1	17	8.8	
at UMKC	12-3-05		22	3-8	.375	0-0	.000	4-4	1.000	5	2	7	4.9	3	0	0	0	0	1	10	9.0	
Totals.....		0	122	22-40	.550	0-0	.000	19-29	.655	21	13	34	4.9	22	2	3	7	1	6	63	9.0	

Games played: 7
 Points/game: 9.0
 FG Pct: 55.0
 FT Pct: 65.5

Rebounds/game: 4.9
 Assists/game: 0.4
 Turnovers/game: 1.0
 Assist/turnover ratio: 0.4
 Steals/game: 0.9
 Blocks/game: 0.1

2005-06 Longwood Men's Basketball
 Longwood Individual Game-by-Game (as of Dec 04, 2005)
 All games

#10 Giles, Brandon

Opponent	Date	GS	Min	---TOTAL---		---3-PTS---		---FT-FTA		----REBOUNDS----												
				FG-FGA	Pct	3FG-FGA	Pct	Pct	Off	Def	Tot	Avg	PF	FO	A	TO	Blk	Stl	Pts	Avg		
at Nebraska	11-18-05		20	0-3	.000	0-2	.000	0-0	.000	0	2	2	2.0	2	0	5	3	0	0	0	0	0.0
vs Louisiana Tech	11-19-05		13	0-2	.000	0-2	.000	0-0	.000	0	1	1	1.5	0	0	3	0	0	0	0	0	0.0
vs Yale	11-20-05		17	2-4	.500	2-4	.500	0-0	.000	0	3	3	2.0	4	0	1	0	0	0	6	2.0	
VIRGINIA-WISE	11-26-05		11	1-5	.200	1-5	.200	0-0	.000	0	0	0	1.5	4	0	2	0	0	0	3	2.3	
WILLIAM AND MARY	11-28-05		12	0-1	.000	0-1	.000	0-0	.000	0	1	1	1.4	2	0	1	1	0	0	0	1.8	
LIBERTY	11-30-05		14	0-0	.000	0-0	.000	2-2	1.000	0	0	0	1.2	2	0	3	0	0	0	2	1.8	
at UMKC	12-3-05		15	1-2	.500	0-1	.000	0-0	.000	0	1	1	1.1	0	0	1	2	0	0	2	1.9	
Totals.....		0	102	4-17	.235	3-15	.200	2-2	1.000	0	8	8	1.1	14	0	16	6	0	0	13	1.9	

Games played: 7
 Points/game: 1.9
 FG Pct: 23.5
 3FG Pct: 20.0
 FT Pct: 100.0

Rebounds/game: 1.1
 Assists/game: 2.3
 Turnovers/game: 0.9
 Assist/turnover ratio: 2.7

2005-06 Longwood Men's Basketball
 Longwood Individual Game-by-Game (as of Dec 04, 2005)
 All games

#12 Butler, Bryan

Opponent	Date	GS	Min	---TOTAL---		---3-PTS---		FT-FTA		----REBOUNDS----				PF	FO	A	TO	Blk	Stl	Pts	Avg	
				FG-FGA	Pct	3FG-FGA	Pct	Pct	Off	Def	Tot	Avg										
at Nebraska	11-18-05	*	20	6-14	.429	3-9	.333	0-0	.000	0	2	2	2.0	3	0	4	4	0	1	15	15.0	
vs Louisiana Tech	11-19-05	*	24	3-9	.333	0-3	.000	0-1	.000	2	2	4	3.0	2	0	3	8	0	0	6	10.5	
vs Yale	11-20-05	*	23	3-11	.273	2-6	.333	2-2	1.000	2	2	4	3.3	2	0	0	2	0	2	10	10.3	
VIRGINIA-WISE	11-26-05	*	19	5-10	.500	2-4	.500	0-0	.000	0	3	3	3.3	1	0	3	0	0	3	12	10.8	
WILLIAM AND MARY	11-28-05	*	25	6-10	.600	3-6	.500	0-0	.000	0	1	1	2.8	0	0	0	2	0	3	15	11.6	
LIBERTY	11-30-05	*	27	4-7	.571	2-3	.667	5-6	.833	0	3	3	2.8	2	0	3	1	0	5	15	12.2	
at UMKC	12-3-05	*	24	2-14	.143	1-8	.125	0-0	.000	0	4	4	3.0	3	0	4	3	0	0	5	11.1	
Totals.....			7	162	29-75	.387	13-39	.333	7-9	.778	4	17	21	3.0	13	0	17	20	0	14	78	11.1

Games played: 7
 Points/game: 11.1
 FG Pct: 38.7
 3FG Pct: 33.3
 FT Pct: 77.8

Rebounds/game: 3.0
 Assists/game: 2.4
 Turnovers/game: 2.9
 Assist/turnover ratio: 0.9
 Steals/game: 2.0

2005-06 Longwood Men's Basketball
 Longwood Individual Game-by-Game (as of Dec 04, 2005)
 All games

#15 Rowe, Joel

Opponent	Date	GS	Min	---TOTAL---		---3-PTS---		---FT-FTA---		----REBOUNDS----				PF	FO	A	TO	Blk	Stl	Pts	Avg
				FG-FGA	Pct	3FG-FGA	Pct	Pct	Off	Def	Tot	Avg									
at Nebraska	11-18-05		1	0-1	.000	0-1	.000	0-0	.000	0	0	0	0.0	1	0	0	0	0	0	0	0.0
vs Louisiana Tech	11-19-05		2	1-1	1.000	1-1	1.000	0-0	.000	0	0	0	0.0	0	0	1	0	0	0	3	1.5
VIRGINIA-WISE	11-26-05		11	0-1	.000	0-1	.000	0-0	.000	0	0	0	0.0	2	0	1	1	0	0	0	1.0
Totals.....		0	14	1-3	.333	1-3	.333	0-0	.000	0	0	0	0.0	3	0	2	1	0	0	3	1.0

Games played: 3
 Points/game: 1.0
 FG Pct: 33.3
 3FG Pct: 33.3

Assists/game: 0.7
 Turnovers/game: 0.3
 Assist/turnover ratio: 2.0

2005-06 Longwood Men's Basketball
 Longwood Individual Game-by-Game (as of Dec 04, 2005)
 All games

#20 Jefferson, Michael

Opponent	Date	GS	Min	---TOTAL---		---3-PTS---		---FT-FTA---		----REBOUNDS----												
				FG-FGA	Pct	3FG-FGA	Pct	Pct	Off	Def	Tot	Avg	PF	FO	A	TO	Blk	Stl	Pts	Avg		
at Nebraska	11-18-05	*	31	1-6	.167	0-1	.000	0-0	.000	1	2	3	3.0	2	0	3	4	0	0	2	2.0	
vs Louisiana Tech	11-19-05	*	32	8-14	.571	4-6	.667	6-6	1.000	0	0	0	1.5	4	0	2	3	1	1	26	14.0	
vs Yale	11-20-05	*	23	2-7	.286	1-5	.200	4-4	1.000	0	1	1	1.3	4	0	3	2	0	1	9	12.3	
VIRGINIA-WISE	11-26-05	*	21	5-16	.313	1-5	.200	0-0	.000	2	1	3	1.8	0	0	3	2	0	2	11	12.0	
WILLIAM AND MARY	11-28-05	*	33	6-14	.429	1-4	.250	3-4	.750	0	2	2	1.8	0	0	1	0	0	3	16	12.8	
LIBERTY	11-30-05	*	37	7-14	.500	1-2	.500	7-8	.875	2	4	6	2.5	2	0	5	4	0	3	22	14.3	
at UMKC	12-3-05	*	33	5-12	.417	3-8	.375	4-5	.800	0	1	1	2.3	1	0	1	3	0	0	17	14.7	
Totals.....			7	210	34-83	.410	11-31	.355	24-27	.889	5	11	16	2.3	13	0	18	18	1	10	103	14.7

Games played: 7
 Points/game: 14.7
 FG Pct: 41.0
 3FG Pct: 35.5
 FT Pct: 88.9

Rebounds/game: 2.3
 Assists/game: 2.6
 Turnovers/game: 2.6
 Assist/turnover ratio: 1.0
 Steals/game: 1.4
 Blocks/game: 0.1

2005-06 Longwood Men's Basketball
 Longwood Individual Game-by-Game (as of Dec 04, 2005)
 All games

#22 Smith, Dana

Opponent	Date	GS	Min	---TOTAL---		---3-PTS---		FT-FTA		----REBOUNDS----				PF	FO	A	TO	Blk	Stl	Pts	Avg
				FG-FGA	Pct	3FG-FGA	Pct	Pct	Off	Def	Tot	Avg									
at Nebraska	11-18-05		15	4-5	.800	4-4	1.000	0-0	.000	0	2	2	2.0	5	1	1	1	0	0	12	12.0
vs Louisiana Tech	11-19-05		10	1-4	.250	0-1	.000	0-0	.000	0	1	1	1.5	5	1	0	1	0	0	2	7.0
vs Yale	11-20-05		20	3-6	.500	0-1	.000	2-5	.400	1	3	4	2.3	1	0	1	3	1	1	8	7.3
VIRGINIA-WISE	11-26-05		21	6-6	1.000	1-1	1.000	2-2	1.000	4	5	9	4.0	1	0	3	0	1	3	15	9.3
WILLIAM AND MARY	11-28-05		17	3-3	1.000	0-0	.000	1-2	.500	0	0	0	3.2	5	1	1	1	1	0	7	8.8
LIBERTY	11-30-05		17	0-5	.000	0-1	.000	1-2	.500	0	1	1	2.8	3	0	0	3	0	0	1	7.5
at UMKC	12-3-05		13	1-3	.333	0-2	.000	2-2	1.000	1	1	2	2.7	3	0	0	0	0	0	4	7.0
Totals.....		0	113	18-32	.563	5-10	.500	8-13	.615	6	13	19	2.7	23	3	6	9	3	4	49	7.0

Games played: 7
 Points/game: 7.0
 FG Pct: 56.3
 3FG Pct: 50.0
 FT Pct: 61.5

Rebounds/game: 2.7
 Assists/game: 0.9
 Turnovers/game: 1.3
 Assist/turnover ratio: 0.7
 Steals/game: 0.6
 Blocks/game: 0.4

2005-06 Longwood Men's Basketball
 Longwood Individual Game-by-Game (as of Dec 04, 2005)
 All games

#32 Pistoljevic, Husein

Opponent	Date	GS	Min	---TOTAL---		---3-PTS---		---FT-FTA		----REBOUNDS----					PF	FO	A	TO	Blk	Stl	Pts	Avg
				FG-FGA	Pct	3FG-FGA	Pct	Pct	Off	Def	Tot	Avg										
at Nebraska	11-18-05		13	1-3	.333	1-3	.333	2-2	1.000	0	3	3	3.0	1	0	0	1	0	1	5	5.0	
vs Louisiana Tech	11-19-05		9	0-1	.000	0-0	.000	0-0	.000	0	0	0	1.5	1	0	0	2	0	0	0	2.5	
vs Yale	11-20-05		8	1-2	.500	1-2	.500	0-0	.000	0	0	0	1.0	1	0	1	0	0	0	3	2.7	
VIRGINIA-WISE	11-26-05		18	4-9	.444	2-7	.286	0-0	.000	0	0	0	0.8	0	0	1	1	0	0	10	4.5	
WILLIAM AND MARY	11-28-05		8	0-0	.000	0-0	.000	0-0	.000	0	0	0	0.6	0	0	0	0	0	0	0	3.6	
at UMKC	12-3-05		7	1-3	.333	1-3	.333	0-0	.000	0	0	0	0.5	0	0	0	0	0	0	3	3.5	
Totals.....		0	63	7-18	.389	5-15	.333	2-2	1.000	0	3	3	0.5	3	0	2	4	0	1	21	3.5	

Games played: 6
 Points/game: 3.5
 FG Pct: 38.9
 3FG Pct: 33.3
 FT Pct: 100.0

Rebounds/game: 0.5
 Assists/game: 0.3
 Turnovers/game: 0.7
 Assist/turnover ratio: 0.5
 Steals/game: 0.2

2005-06 Longwood Men's Basketball
 Longwood Individual Game-by-Game (as of Dec 04, 2005)
 All games

#42 Kosmo, Chad

Opponent	Date	GS	Min	---TOTAL---		---3-PTS---		FT-FTA		----REBOUNDS----				PF	FO	A	TO	Blk	Stl	Pts	Avg
				FG-FGA	Pct	3FG-FGA	Pct	Pct	Off	Def	Tot	Avg									
at Nebraska	11-18-05	*	14	0-2	.000	0-0	.000	2-6	.333	0	3	3	3.0	4	0	0	1	0	0	2	2.0
vs Louisiana Tech	11-19-05	*	15	0-0	.000	0-0	.000	0-0	.000	1	2	3	3.0	2	0	3	1	0	1	0	1.0
vs Yale	11-20-05	*	15	1-3	.333	0-0	.000	0-2	.000	0	9	9	5.0	4	0	1	4	0	0	2	1.3
VIRGINIA-WISE	11-26-05	*	10	3-5	.600	0-0	.000	0-0	.000	2	1	3	4.5	0	0	0	1	2	0	6	2.5
Totals.....		4	54	4-10	.400	0-0	.000	2-8	.250	3	15	18	4.5	10	0	4	7	2	1	10	2.5

Games played: 4
 Points/game: 2.5
 FG Pct: 40.0
 FT Pct: 25.0

Rebounds/game: 4.5
 Assists/game: 1.0
 Turnovers/game: 1.8
 Assist/turnover ratio: 0.6
 Steals/game: 0.3
 Blocks/game: 0.5

2005-06 Longwood Men's Basketball
 Longwood Individual Game-by-Game (as of Dec 04, 2005)
 All games

#45 Sumter, Maurice

Opponent	Date	GS	Min	---TOTAL---		---3-PTS---		---FT-FTA---		----REBOUNDS----					PF	FO	A	TO	Blk	Stl	Pts	Avg
				FG-FGA	Pct	3FG-FGA	Pct	Pct	Off	Def	Tot	Avg										
at Nebraska	11-18-05	*	34	7-15	.467	3-5	.600	0-0	.000	1	2	3	3.0	2	0	1	2	0	1	17	17.0	
vs Louisiana Tech	11-19-05	*	36	5-10	.500	1-4	.250	0-0	.000	1	7	8	5.5	2	0	2	2	0	1	11	14.0	
vs Yale	11-20-05	*	34	4-12	.333	0-3	.000	3-4	.750	1	1	2	4.3	4	0	5	2	2	3	11	13.0	
VIRGINIA-WISE	11-26-05	*	22	3-9	.333	0-2	.000	0-0	.000	2	3	5	4.5	2	0	4	1	1	3	6	11.3	
WILLIAM AND MARY	11-28-05	*	30	4-11	.364	0-3	.000	3-4	.750	1	4	5	4.6	4	0	2	5	0	3	11	11.2	
LIBERTY	11-30-05	*	34	6-12	.500	0-0	.000	3-4	.750	2	7	9	5.3	1	0	0	4	0	0	15	11.8	
at UMKC	12-3-05	*	32	4-6	.667	1-2	.500	1-2	.500	1	3	4	5.1	2	0	3	2	1	3	10	11.6	
Totals.....			7	222	33-75	.440	5-19	.263	10-14	.714	9	27	36	5.1	17	0	17	18	4	14	81	11.6

Games played: 7
 Points/game: 11.6
 FG Pct: 44.0
 3FG Pct: 26.3
 FT Pct: 71.4

Rebounds/game: 5.1
 Assists/game: 2.4
 Turnovers/game: 2.6
 Assist/turnover ratio: 0.9
 Steals/game: 2.0
 Blocks/game: 0.6

2005-06 Longwood Men's Basketball
 Longwood Individual Game-by-Game (as of Dec 04, 2005)
 All games

#50 Barrett, Lamar

Opponent	Date	GS	Min	---TOTAL---		---3-PTS---		FT-FTA		----REBOUNDS----				PF	FO	A	TO	Blk	Stl	Pts	Avg	
				FG-FGA	Pct	3FG-FGA	Pct	Pct	Off	Def	Tot	Avg										
at Nebraska	11-18-05	*	14	2-2	1.000	1-1	1.000	0-0	.000	3	0	3	3.0	2	0	2	1	0	3	5	5.0	
vs Louisiana Tech	11-19-05	*	25	4-7	.571	0-1	.000	0-0	.000	3	2	5	4.0	3	0	4	1	0	0	8	6.5	
vs Yale	11-20-05	*	25	2-6	.333	0-1	.000	1-3	.333	2	2	4	4.0	1	0	1	1	1	1	5	6.0	
VIRGINIA-WISE	11-26-05	*	22	4-8	.500	0-0	.000	2-4	.500	3	1	4	4.0	3	0	1	0	0	1	10	7.0	
WILLIAM AND MARY	11-28-05	*	29	6-12	.500	0-3	.000	1-1	1.000	3	0	3	3.8	2	0	3	2	1	1	13	8.2	
LIBERTY	11-30-05	*	23	2-7	.286	0-0	.000	0-0	.000	1	0	1	3.3	2	0	1	1	0	2	4	7.5	
at UMKC	12-3-05	*	25	2-4	.500	0-0	.000	1-3	.333	1	2	3	3.3	2	0	1	3	0	1	5	7.1	
Totals.....			7	163	22-46	.478	1-6	.167	5-11	.455	16	7	23	3.3	15	0	13	9	2	9	50	7.1

Games played: 7
 Points/game: 7.1
 FG Pct: 47.8
 3FG Pct: 16.7
 FT Pct: 45.5

Rebounds/game: 3.3
 Assists/game: 1.9
 Turnovers/game: 1.3
 Assist/turnover ratio: 1.4
 Steals/game: 1.3
 Blocks/game: 0.3